



BROOKE &  
MARSHLAND  
FEDERATION

# Year 1 Home Learning

## Theme: The Secret Garden

### Summer Term Weeks 4

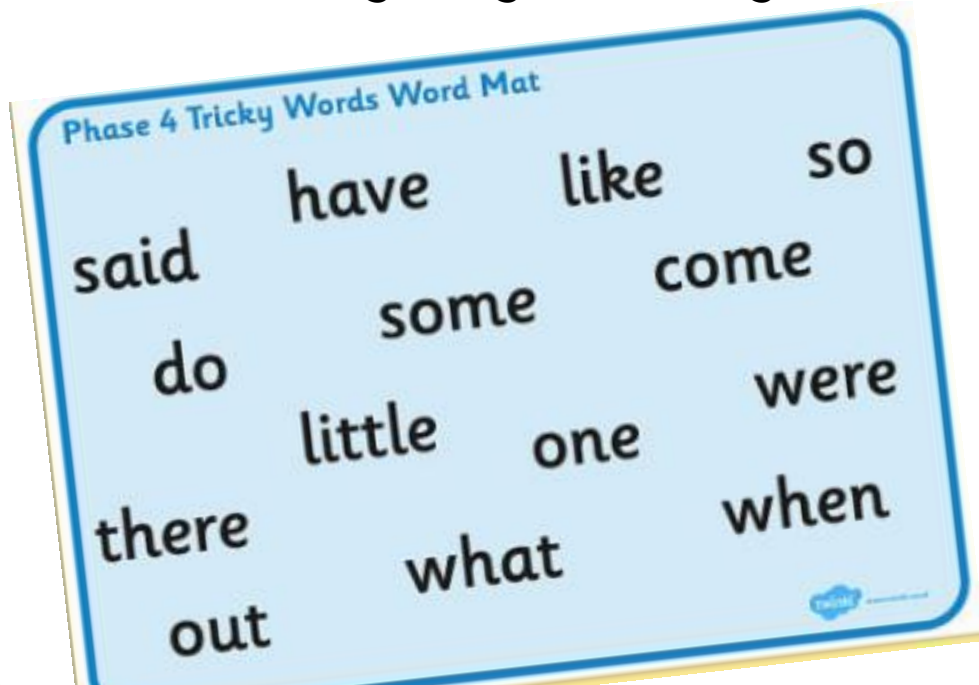
# English lesson 1

We are learning to spell our tricky words.

**Remember to use the 'Look, Say, Cover, Write, Check' method.**

[https://www.google.com/search?rlz=1C1GCEU\\_en-GBGB867GB867&ei=02jPXvDQEsCI1fAP38W00A0&q=phase+4+tricky+words+song&toq=phase+4+tricky+w&gs\\_lcp=CgZwc3ktYWIQARgBMgQIABBDMgIIADICCAAyAggAMgIIADICCAAyAggAMgIIADICCAAyAggAOgQIABBHUKklWOQpYMM5aABwAXgAgAFJiAH-AZIBATSYAQCgAQGqAQdnd3Mtd2l6&sclient=psy-ab](https://www.google.com/search?rlz=1C1GCEU_en-GBGB867GB867&ei=02jPXvDQEsCI1fAP38W00A0&q=phase+4+tricky+words+song&toq=phase+4+tricky+w&gs_lcp=CgZwc3ktYWIQARgBMgQIABBDMgIIADICCAAyAggAMgIIADICCAAyAggAMgIIADICCAAyAggAOgQIABBHUKklWOQpYMM5aABwAXgAgAFJiAH-AZIBATSYAQCgAQGqAQdnd3Mtd2l6&sclient=psy-ab)

Watch and sing along to the song to the song first!



## English lesson 2

We are learning to use descriptive words to describe characters.

<https://www.youtube.com/watch?v=W5rxfLRgXRE>

Listen to the story of 'Jack and the Beanstalk' and think of as many words as you can to describe the giant. Think about what he looks like, how he sounds and how he behaves. Write your descriptive words in a list.



## English lesson 3

We are learning to use 'and' to join clauses.

Use your list of descriptive words from the previous day to put into a sentence using 'and'.

For example; The giant was loud and grumpy.

See how many sentences you can write. Remember to say your sentence first before you write it.



# English lesson 4

Watch the video and then have a go at forming each of the letters on the line.

<https://www.youtube.com/watch?v=BcMr8lLUSYI>



# English lesson 5

We are learning to blend to read our words.

<https://www.phonicsplay.co.uk/Phase5Menu.htm>



**DRAGON'S DEN**

These two dragons have got their eggs mixed up. It is making them so sad that they can't breathe fire any more. Can you help them to find their eggs? Drag each egg to the right dragon to get them breathing fire again. The green dragon's eggs have real words on them. The red dragon's eggs have made up words on them.

Next

A version of 'Buried Treasure'.  
Blend to read the words on the eggs. Are they real or fake?  
Great for: Practising blending




Menu

**Sentence Substitution**  
**Phase 5a**










Blend to read the sentence and play around with words to make new sentences.  
Great for: Applying blending skills.

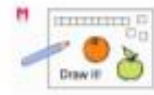
# Maths lesson 1

LO to solve addition problems involving money.



How much do these children spend?

1.  buys  and 
2.  buys  and 
3.  buys  and 



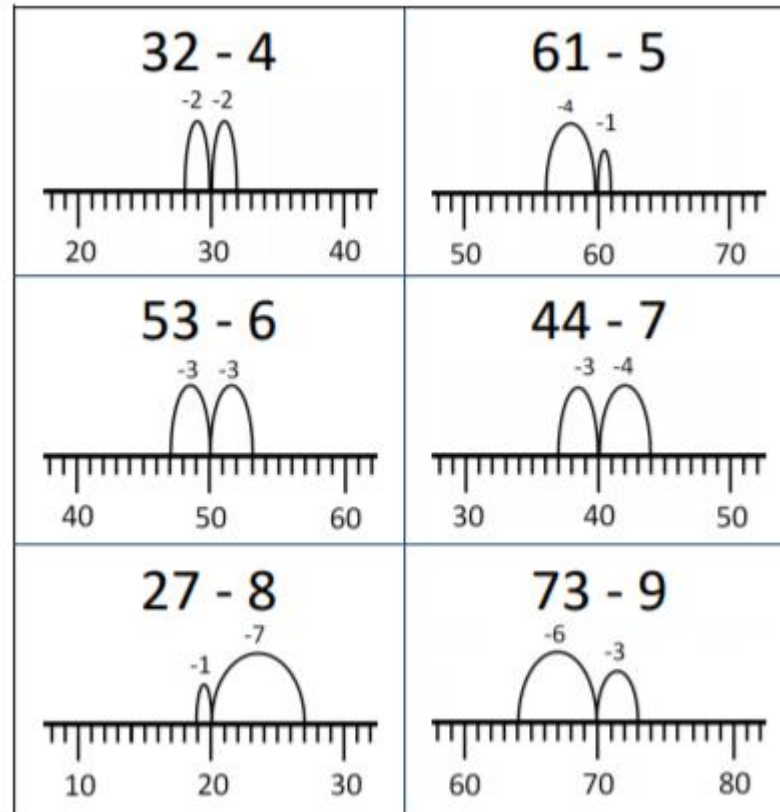
What would you buy?  
How much would it cost?

Can you show what the children spent using a part-whole model?

## Maths lesson 2

LO to subtract a one-digit number from a two-digit number.

Use the number lines to help you solve these subtractions.







# Maths lesson 3

## LO to solve subtraction problems involving money.

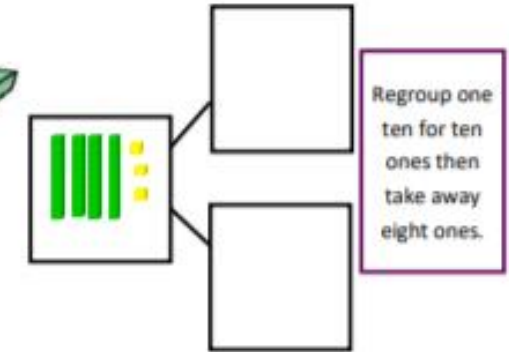


Example:



 has 43 pence. He buys 



How much money does he have left?



 has 35 pence left.



How much do these children have left?

1.  has 52 pence and buys 

2.  has 74 pence and buys 

3.  has 21 pence and buys 

I started with 32 pence and now have 24 pence left. What did I buy?

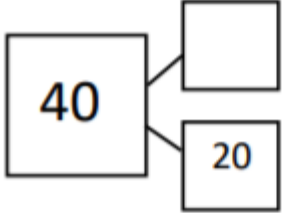
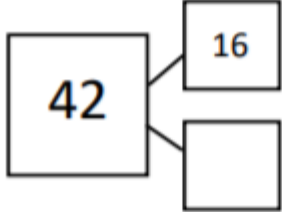
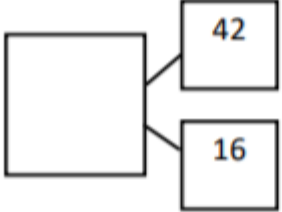
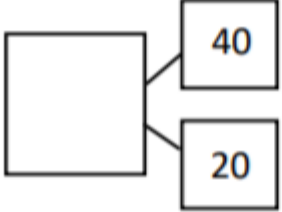


Finished? Can you show the money the children have left on a part-whole model? Think carefully about what is the whole and what is the part!

# Maths lesson 4

LO to solve word problems involving subtractions.

Can you match the calculation to the correct part whole model and complete it?  
One has been matched for you.

<p><i>Claire walks 42 steps and Harriet walks 16 steps. How many steps do they both take?</i></p>	
<p>Jasmine has 40 toy marbles. She gives away 20 marbles. How much marbles are left?</p>	
<p><i>Lizzie has a book which is 42 pages long. She reads 16 pages. How many pages do she still have to read?</i></p>	
<p>A can of drink costs 40 coins and sweets cost 20 coins. How much do they both cost?</p>	

# Maths lesson 5

LO to solve word problems involving addition and subtraction.



1. Mr Gepetto's house has 16 windows. His workshop has 32 windows. How many windows are there altogether?

2. Anna had 38 coins. She used 17 coins to buy a toy car. How many coins does she have now?

3. Mr Gepetto has been making toy figures. He has made 65 in total. He then sells 32 of the figures. How many figures does he still have?

4. Ellie baked a cake. She added 40 g of flour. Then she added 25 g more. How much flour is there now?

5. It takes Garfield the cat 32 steps to get from his food bowl to his bed. He stops to wash his paw after 5 steps. How many steps does he have left to take?

6. Beckie has 38 dresses in her wardrobe. She buys 8 more dresses. How many does she have altogether?



# Topic lesson 1

We are learning to look after ourselves during these difficult times.

<https://families.jigsawpshe.com/stuck-at-home/>

Share the story of 'Fowley's Wings'.  
Then have some calm time together.



# Topic lesson 2

LO to identify the changes that happen in each season.

<https://www.youtube.com/watch?v=VYpGBtR8Lbs>

Watch the video. Can you identify the different seasons? How do you know?

What season are we in now?

Create your own scene to show Summer. How have things changed from spring?

