



# Year 1 Home Learning

## Theme: Plants

### Summer Term Week 1

# English lesson 1

We will be learning how to name the letters of the alphabet in order and write the capital letter alongside the corresponding lower case letter.

<https://www.youtube.com/watch?v=75p-N9YKqNo>

The youtube video above is familiar to the children so they can sing along to it and then have a go at writing the lower case letters alongside the capitals. Try not to look!

<https://www.twinkl.co.uk/resource/t-l-4617-letter-formation-alphabet-handwriting-sheet-uppercase-and-lowercase>



# English lesson 2

We will be reading the story of 'The Tiny Seed' by Eric Carle

<https://www.youtube.com/watch?v=ls6wTeT2cKA>

Can you retell the story to an adult?

Can you draw 6 pictures to retell the story?

What happened at the end of the story?




# English lesson 3

## Comprehension questions

We are learning to answer questions about stories we have heard.

Can you answer these questions? Listen to the story of the 'Tiny Seed' once more.

1. Which season does the story of the tiny seed begin?
2. Can you remember what the tiny seed saw on his journey? Can you draw them?
3. How do you think the tiny seed feels when everything starts to grow faster than him?
4. What happens in summer to the tiny plant?  
Can you draw what is happening and write a sentence to say what is happening?





# English lesson 4

We will be learning how to spell words ending in s and es.

Can you write the plural of these words? Remember, sometimes you need to add -s and sometimes you need to add -es. Can you put the words into the correct jar for their word ending?



elephants



watches



trees

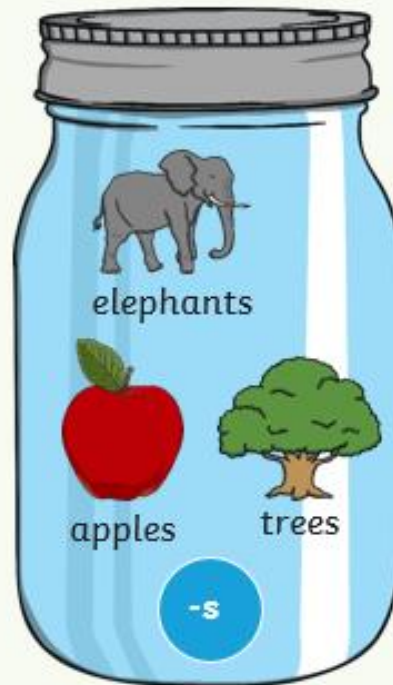


foxes

churches

watches

-es



elephants

apples

trees

-s



apples



foxes



churches


show  
answers

How many more words can you think of to go in each jar?

# English lesson 5

We will be learning how to write the curly caterpillar letters.

Can you have a go at writing these letters?



# Maths lesson 1

We are learning to count up to 100.

Can you count up to 100 on your own?

Can you make a silly voice as you count?

I can sound like a bear when I count to 10. I can sound like a mouse when I count another 10 up to 20.

1	2	3	4	5	6	7	8	9	10
11	12	13	14	15	16	17	18	19	20
21	22	23	24	25	26	27	28	29	30
31	32	33	34	35	36	37	38	39	40
41	42	43	44	45	46	47	48	49	50
51	52	53	54	55	56	57	58	59	60
61	62	63	64	65	66	67	68	69	70
71	72	73	74	75	76	77	78	79	80
81	82	83	84	85	86	87	88	89	90
91	92	93	94	95	96	97	98	99	100

# Maths lesson 2

We are learning to count up to 100.

[https://content.twinkl.co.uk/resource/05/dc/t-n-5250-superhero-themed-missing-numbers-100-square-activity-sheet-ver\\_1.pdf?\\_\\_token\\_\\_=exp=1589984339~acl=%2Fresource%2F0](https://content.twinkl.co.uk/resource/05/dc/t-n-5250-superhero-themed-missing-numbers-100-square-activity-sheet-ver_1.pdf?__token__=exp=1589984339~acl=%2Fresource%2F0)





# Maths lesson 3

We are learning to count in tens up to 100.  
Watch the youtube clip and count in tens.

<https://www.youtube.com/watch?v=Ftati8iGQcs>

Can you find 100 of something and group them into lots of 10? You could use Cheerios or pasta shells or cotton buds or stones from the garden.




# Maths lesson 4

We are learning to count in tens and ones.

Can you use 10p and 1p coins to make the amounts?

Can you draw them in the jar?



## Maths lesson 5

We are learning to use the whole part models to show tens and ones.

Can you make your own shop and label your items up to 99p?

Can you use 10p and 1p coins to make the different amounts?

71	<div><div>71</div><div>70</div><div>1</div></div>	
79	<div><div></div><div></div><div></div></div>	
54	<div><div></div><div></div><div></div></div>	
58	<div><div></div><div></div><div></div></div>	
45	<div><div></div><div></div><div></div></div>	





# Topic lesson 1

We are learning to label the parts of a tree.



branches   leaves   trunk   root

This is a fruit tree but it's lost its apples. Can you put them on in the correct place?

Now go and find your own tree to draw and label.

# Topic lesson 2

We are learning to look after ourselves.

Have a go at following the yoga lesson and relax your mind. Have fun!

<https://www.youtube.com/watch?v=BEPxPkQY6V8>





# Additional resource links