



BROOKE &
MARSHLAND
FEDERATION

F2 Home Learning

Theme: How Does Your Garden Grow?

Summer Term Week 4

JIGSAW The mindful approach to PSHE

This week our focus will be:
Changing Me -
Respecting My Body

Can you tell Jigsaw Jeanie how we need to keep our body healthy and happy?

Watch the video clip to find out more.

<https://www.youtube.com/watch?v=JgM9bXNVV5U>



Look at the pictures. How would you sort them?



Jigsaw




English lesson 1

Watch the video of Julia Donaldson reading her story 'What the Ladybird Heard'

<https://www.youtube.com/watch?v=abKadke35cs>

? Can you retell the story to an adult?

? What is your favorite part of the story?



English lesson 2



Can you read the following sentences?

On a farm was a fat red hen, a duck on a pond and a hog in a pen.

The cow said "moo" and the duck said "cluck."



Can you draw a picture to represent each sentence?

English lesson 3

What is the setting?

Who is the main character?

What happens first?

What happens next?

What happens last?



Can you write a book review for the story 'What the Ladybird Heard?' Work with your adult to think about a sentence you could write for each box. Remember to include your finger spaces!

English lesson 4



Phase 2, Phase 3 and Phase 4 TRICKY WORDS

I	go	to	the	no
he	she	we	me	be
was	you	they	all	are
my	her	said	have	like
so	do	some	come	were
there	little	one	when	out
what				



Practise reading the tricky words then have a go at spelling them. Can you write a sentence which includes a tricky word?

English lesson 5


? Can you write a list of words that rhyme with the pictures?




- 1
- 2
- 3
- 4
- 5



- 1
- 2
- 3
- 4
- 5



- 1
- 2
- 3
- 4
- 5



- 1
- 2
- 3
- 4
- 5

Maths lesson 1

Can you solve these Maths Problems?

You will need a grown up to help you.

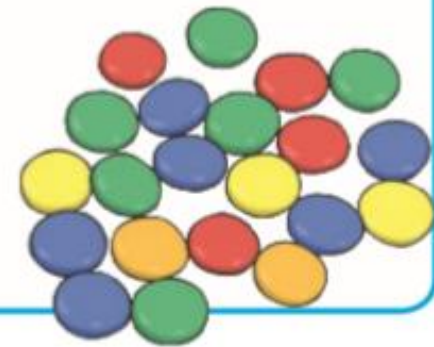


Cut up an apple into 8 slices.
If you shared it equally between yourself and a friend, how many pieces would you have each?

Make a cake for some friends and share it out. If you cut it into 12 pieces and there are 4 people, how many slices could each person have?



If a packet has 20 sweets in and you share them equally between you and 3 friends, how many will you get each? Draw 20 sweets on a sheet of paper, equally sharing them into the 4 corners of the paper. Count how many are in each corner.



Maths lesson 2

2

17

5

10

Number Trail

Go on a number hunt around your house. What numbers can you find?

Can you count objects in your house and garden? For example, how many plates are on the table? How many teddies do you have?

Try and speak in full sentences to tell your grown up what you have found.

“I can see the number __ on the _____.”

“I can count __ trees.

Maths lesson 3

Shape Trail

Go on a shape hunt around your house.
What shapes can you find?

Can you find 3D shapes?



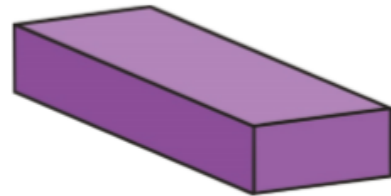
cylinder



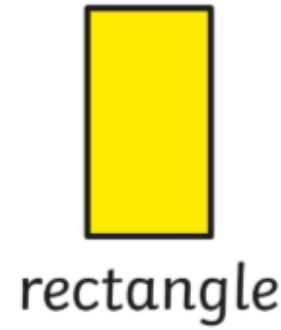
cone



sphere



cuboid




rectangle



square



pentagon



circle



triangle

Can you find 2D shapes?

Can you describe the shapes?

"This shape has ___ vertex (vertices)."

"This shape has ___ flat face(s)/curved surface(s)."

"This shape has ___ straight/curved edges."

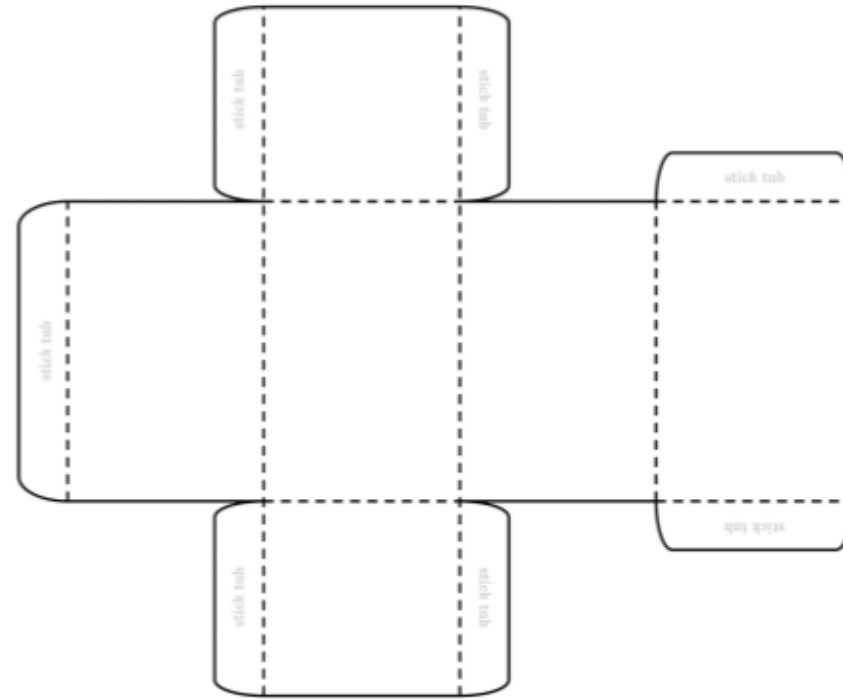
Maths lesson 4

Play this game with your family. If you don't have a dice you can use the template to make your own.

Try and speak in full sentences.

“I have rolled at three; one, two, three, I have landed on the number nine.”

“I have landed on a spider silk - I need to go back to space number one.”



20 Finish	19	18	17	16
11	12	13	14	15
10	9	8	7	6
1 Start	2	3	4	5


Game board details:

- Space 1: Start, arrow pointing right.
- Space 2: Arrow pointing up.
- Space 3: "Move forwards 1 space" with a spider icon.
- Space 4: "Move backwards 1 space" with a chicken icon.
- Space 5: "Move forwards 1 space" with a butterfly icon.
- Space 6: "Move backwards 1 space" with a chicken icon.
- Space 7: "Move forwards 1 space" with a butterfly icon.
- Space 8: "Move backwards 1 space" with a chicken icon.
- Space 9: "Move forwards 1 space" with a butterfly icon.
- Space 10: "Move backwards 1 space" with a chicken icon.
- Space 11: "Move forwards 1 space" with a butterfly icon.
- Space 12: "Move backwards 1 space" with a chicken icon.
- Space 13: "Move forwards 1 space" with a butterfly icon.
- Space 14: "Move backwards 1 space" with a chicken icon.
- Space 15: "Move forwards 1 space" with a butterfly icon.
- Space 16: "Move backwards 1 space" with a chicken icon.
- Space 17: "Move forwards 1 space" with a butterfly icon.
- Space 18: "Move backwards 1 space" with a chicken icon.
- Space 19: "Move forwards 1 space" with a butterfly icon.
- Space 20: Finish.

Maths lesson 5

Cut out the number/dotted cards.

Place the number/dotted cards face up on the table. Take it in turns to select two cards which must pair together to make ten. If the cards do not make ten, place both back on the table. You can place a dotted card with a number and/or two dotted cards together or two number cards together. This activity can be repeated using a different total number to practice number bonds to and within ten.



Please find the rest of the cards for this activity on the next slide.

Resources for Maths Lesson 5

1	2
3	4
5	6

7	8
9	10
0	

•	• •
• • •	• • • •
• • • • •	• • • • • •

If you are not able to print you could make the number and dotted cards out of plain paper.

Topic lesson 1

- ▶ We have been learning all about the story 'What the ladybird heard' by Julia Donaldson.
- ▶ Watch the link below to listen to Julia Donaldson singing the ladybird song.
- ▶ Can you practice the song with your friends and family.



<https://www.youtube.com/watch?v=7NbyiDpY6Ww>

Topic lesson 2



hen's house



pond



bee hive






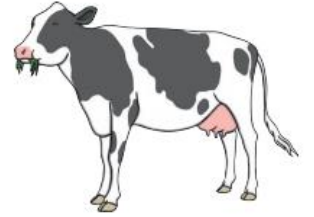
stable



kennel



hutch



Can you match some of the farm animals from the story to their homes?

Additional resource links

Area of Learning	Websites
Phonics/Early Reading	Phonics Play- https://www.phonicsplay.co.uk/# Phonics Bloom- https://www.phonicsbloom.com/ Letters and Sounds- https://www.letters-and-sounds.com/ Cbeebies- Alphablocks- https://www.bbc.co.uk/cbeebies/shows/alphablocks?page=2 Teach Your Monster to Read- https://www.teachyourmonstertoread.com/ Oxford Owl- https://www.oxfordowl.co.uk/ Teaching Handwriting- https://www.teachhandwriting.co.uk/ Vooks- https://www.vooks.com/ Scholastic- Classroom Magazine- https://classroommagazines.scholastic.com/ Spelling Shed- https://www.spellingshed.com/en-gb
Maths	Maths Mastery (The Maths Programme we follow in school)- https://www.mathematicsmastery.org/ TopMarks- https://www.topmarks.co.uk/ Cbeebies- Numberblocks- https://www.bbc.co.uk/cbeebies/games/numberblocks-make-and-play?collection=fun-activities-for-toddlers-and-preschoolers ICT Games- http://www.ictgames.com/
Other Websites	Twinkl- https://www.twinkl.co.uk/ Bee Bot App for Computing- https://play.google.com/store/apps/details?id=com.fts.beebot&hl=en_US https://apps.apple.com/gb/app/bee-bot/id500131639 Explorify for Science- https://explorify.wellcome.ac.uk/ Orchard Toys- https://www.orchardtoys.com/ - Free things to do section