



BROOKE &
MARSHLAND
FEDERATION

Year 3 Home Learning

Theme: Hail Caesar

Summer Term week 7

PSHCE Monday - Jigsaw

► Rapunzel needs your help. She is feeling sad, and a bit lonely stuck in her tower. She misses her friend and wants to out and explore the woods, but she knows she needs to stay at home where she is safe. She had an argument with Flynn and now he's not talking to her and she feels bad.

► Write her a letter, or make her a postcard to give her some advice. How can she cheer herself up at home? What activities can she do to make sure she doesn't get bored, and if she does go out, what should she do to make sure she stays safe? How can she apologise to Flynn and explain that she wasn't mad at him, but just feeling sad about being indoors all the time? Is there anything they could do together?



English lesson 1

Spelling - y makes the i sound

myth, pyramid, Egypt, mystery, hymn, system, symbol, lyric.

Remember Egypt needs a capital letter because it is a proper noun.

Watch the story of Romulus and Remus

<https://www.youtube.com/watch?v=wA1D9wd29jI>

Draw a story map or story mountain to show the events that happened in Romulus and Remus's lives.

Label your pictures to show each of the characters.

Challenge:

Re-write the story in your own words including expanded noun phrases

<https://www.youtube.com/watch?v=UFJP1FNUEVY>

Expanded noun phrase = adjective, adjective noun

For example:

The **beautiful, wonderful twins** were born.

There is a poster for adjectives on the next slide

adjectives

People

adorable
adventurous
aggressive
annoying
beautiful
caring
clumsy
confident
considerate
excitable
glamorous
grumpy
happy
helpful
important
intimidating
obnoxious
odd
talented

Objects

bright
clear
distinct
drab
elegant
filthy
gleaming
grotesque
long
magnificent
precious
sparkling
spotless
strange
unsightly
unusual
valuable

Comfortable Feelings

brave
calm
cheerful
comfortable
courageous
determined
eager
elated
encouraged
energetic
enthusiastic
excited
exuberant
fantastic
fine
healthy
joyful
pleasant
relieved

Uncomfortable Feelings

angry
annoyed
anxious
ashamed
awful
bewildered
bored
confused
defeated
defiant
depressed
disgusted
disturbed
dizzy
embarrassed
envious
frightened
hungry
lonely

Size

big
colossal
enormous
gigantic
great
huge
immense
large
little
long
mammoth
massive
meagre
mighty
mini
minuscule
petite
puny
short

Time

ancient
brief
early
fast
late
modern
old
quick
rapid
short
slow
swift
young

English lesson 2

Spelling - y makes the i sound
myth, pyramid, Egypt, mystery, hymn, system, symbol, lyric.
Remember Eygpt needs a capital letter because it is a proper noun.

Watch the story of Romulus and Remus again if you feel you would like to recap what happened.
<https://www.youtube.com/watch?v=wA1D9wd29jl>

Looking
Who is the God of war?

Clue
How do you think the twins felt when they lived with Faustulus and his wife? Why?

Thinking
Do you think Faustulus was justified taking the twins from the wolves? Why or why not?

English lesson 3

Spelling - watch these videos to find words to complete the table. You can include your own of course.

<https://www.youtube.com/watch?v=FqgkdWrSPTc>

<https://www.youtube.com/watch?v=WO1ylMaWf0w>

The 'ee' sound family					
ee	ea	e-e	ie	y	ey

Watch the story of Romulus and Remus again if you feel you would like to recap what happened.

<https://www.youtube.com/watch?v=wA1D9wd29jl>

Looking

Who killed Remus?

Clue

Why was Faustulus astonished by what he saw at the cave?

Thinking

Do you think Romulus should have been allowed to be king? Why or why not?

English lesson 4

Spelling - write some of the words from yesterday's lesson in sentences. Remember to check your spellings.

Watch the story of Romulus and Remus again if you feel you would like to recap what happened.

<https://www.youtube.com/watch?v=wA1D9wd29jl>

Fronted adverbial video

https://www.youtube.com/watch?v=8lOQGyMhp_Q

There is also a poster on the next slide to help you.

Read the sentences below and include a fronted adverbial at the beginning of each sentence.

1. Romulus and Remus built a city.
2. Romulus was the king.
3. The twins were raised by wolves.
4. Fautulus took the twins.
5. The twins began to cry.

Now write your own sentences about the story of Romulus and Remus including fronted adverbials.

Fronted Adverbials are words or phrases at the beginning of a sentence which are used to describe the action that follows.

Time	Frequency	Place	Manner	Possibility
Afterwards, Already, Always, Immediately, Last month, Now, Soon, Yesterday, Today, Tomorrow, Next year, In January, On Tuesday, In the morning, After a while, As soon as she could, Before long, All of a sudden, In the blink of an eye, Just then, Eventually, Later,	Often, Again, Daily, Weekly, Fortnightly, Yearly, Sometimes, Rarely, Every second, Twice a year, Once a minute, Once, Once or twice, Three times, Constantly, Regularly, Frequently, Infrequently, Occasionally, Rarely, Never in my life, Never before,	Above the clouds, Below the sea, Here, Outside, Over there, There, Under the ground, Upstairs, In the distance, Between the sea and the sky, Everywhere she looked, Around the tent, Back at the house, Nearby, Down by the cliffs, Behind the shed, In the wooden box, Over my bed, Somewhere near here, Far away, Wherever they went, North of here,	Sadly, Slowly, Happily, Awkwardly, Bravely, Like a ... , As quick as a flash, As fast as he could, Without a sound, Without warning, Unexpectedly, Unfortunately, Suddenly, Mysteriously, Frantically, Anxiously, Courageously, Silently, Curiously, Nervously, Rapidly, Carefully,	Almost unbelievably, Much admired, Nearly asleep, Quite understandably, Really happily, Perhaps, Maybe, Just arrived, Certainly amused, Obviously angry, Definitely confused, Completely exhausted, Barely alive, Out of breath, Decidedly unimpressed, Perfectly confident, Positively trembling with excitement, Purely practically, Somewhat flustered, Utterly joyous, Totally overwhelmed,



English lesson 5

Spelling - find the errors with my spellings and correct them
please, queyn, techer, beas, monkee, mith, mistery, gim, simbol, piramid

Watch the story of Romulus and Remus again if you feel you would like to recap what happened.
<https://www.youtube.com/watch?v=wA1D9wd29jl>

Romulus and Remus had a fight when they disagreed what to call the city.

How could/should they have resolved this issue?

Think carefully about how you resolve issues when you disagree with your friends or someone in your family.

Write a set of instructions for the twins OR two people to follow to solve their disagreement.
Your title needs to be **How to solve a disagreement**.

SKILL: Include fronted adverbials followed by a comma in each instruction.

Words you may want to include: **compramise, listen, consider, apologise, solution, forgiveness**

Maths star words

angle

property
of shape

more /
less turn

greater

greatest

smaller

smallest

2D shape

3D shape

side

edge

vertex /
vertices

right
angle

one
quarter

half

three
quarters

whole

complete

turn

acute


obtuse

Maths lesson 1 - Do Now!

You will need two strips of card.



Use a split pin to fasten the strips of card together.



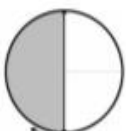
Follow the instructions.

Before completing each instruction make sure the red strip of paper is lying on top of the blue strip.

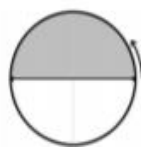
Use the red strip of paper to make a quarter turn clockwise.



Use the red strip of paper to make a half turn clockwise.



Use the red strip of paper to make a half turn anti-clockwise.



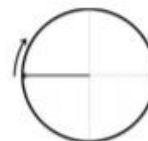
Use the red strip of paper to make a three quarter turn anti-clockwise.



Use the red strip of paper to make a quarter turn anti-clockwise.



Use the red strip of paper to make a three quarter turn clockwise.



Use the red strip of paper to make a whole turn clockwise.



Use the red strip of paper to make a whole turn anti-clockwise.


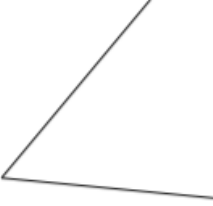






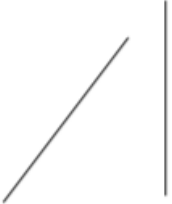


Maths lesson 1 -

LT To know that an angle is a property of shape or a description of a turn

Understanding angles

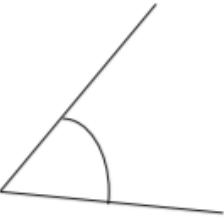





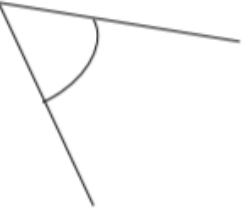

Sort the pairs of lines into those that form angles and those that don't form angles. Use your angle makers to check and **explain how you know for each example.**

Maths lesson 1

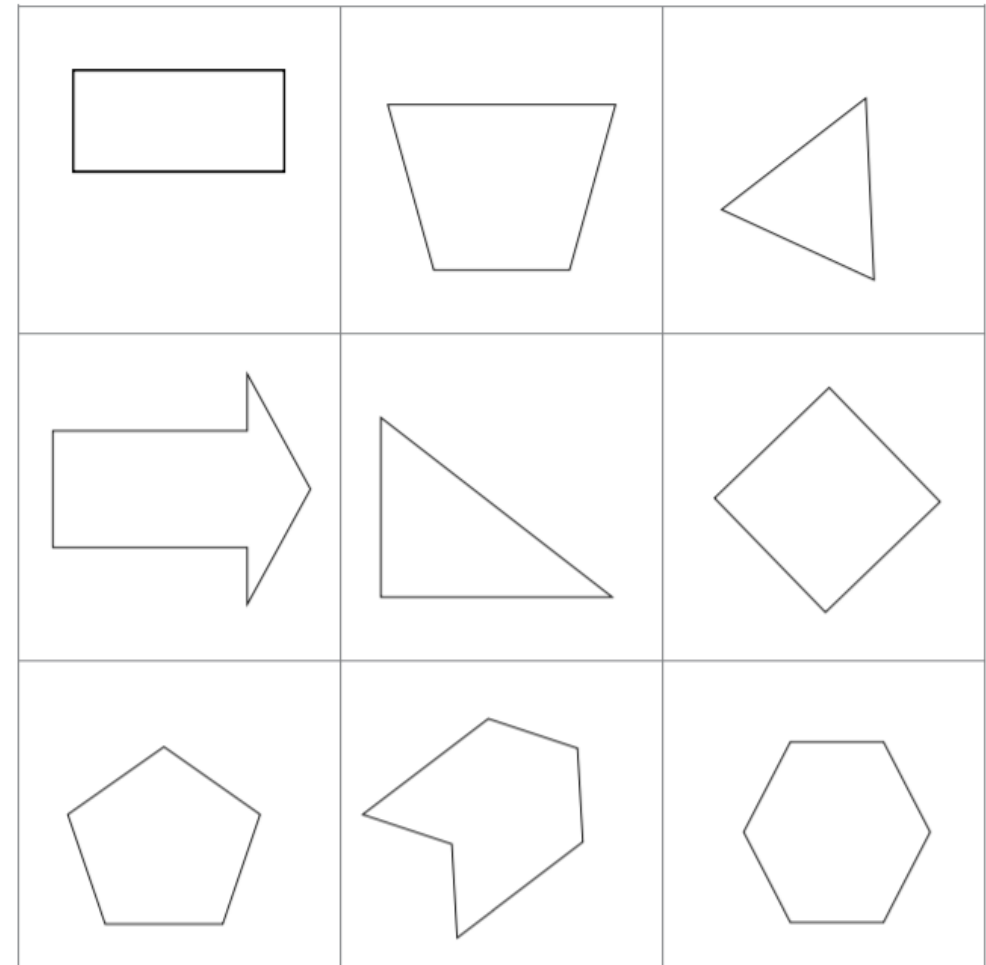
Smaller or greater?

Solve the problems. Tick \checkmark the correct box.

Which angle is smaller?	<input type="checkbox"/>  <input type="checkbox"/> 
Which angle is greater?	<input type="checkbox"/>  <input type="checkbox"/> 
Which angle is greater?	<input type="checkbox"/>  <input type="checkbox"/> 
Which angle is smaller?	<input type="checkbox"/>  <input type="checkbox"/> 

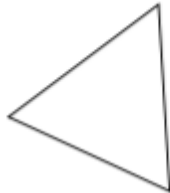

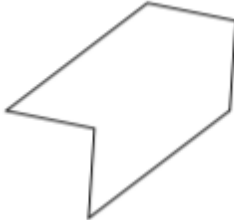
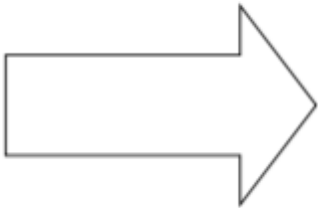
Maths lesson 2 - LT To identify angles in shapes

1. Use your angle maker to identify each angle inside these shapes.
2. Compare the angles you make and decide if they are greater or smaller than your partner's by comparing the amounts you turn your angle makers.
3. Tick (\surd) all the angles you find inside each shape



Maths lesson 2

- ▶ How many sides does each shape have?
- ▶ How many angles are there inside each shape?

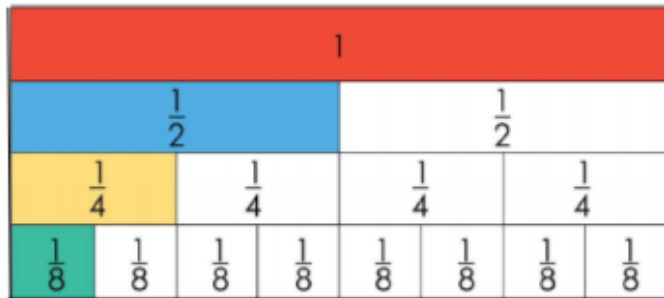
shape	number of sides	number of angles
		
		
		
		

Maths lesson 3 -

LT To recognise that one quarter turn makes a right angle, one half turn makes two right angles, three quarter turns make 3 right angles and one complete turn makes four right angles

Equivalent fraction revision

Use the fraction walls provided to help you find the missing equivalent fractions in the equations and sentences below.

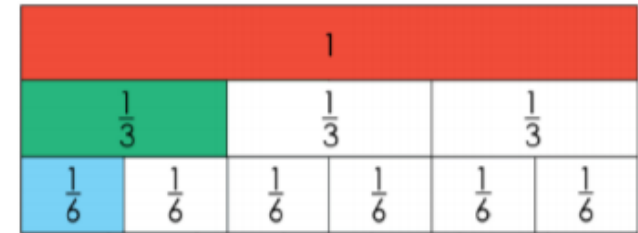


$$\frac{1}{4} = \frac{\square}{\square}$$

$$\frac{\square}{\square} = \frac{6}{8}$$

One half is equal to _____ quarters.

One half is equal to _____ eighths.



$$\frac{\square}{\square} = \frac{3}{3}$$


$$\frac{3}{3} = \square$$

$$\frac{4}{6} = \frac{\square}{\square}$$

One third is equal to _____ sixths.

Maths lesson 3

This is a right angle checker. Cut it out and see how many right angles you can find around your house and garden!





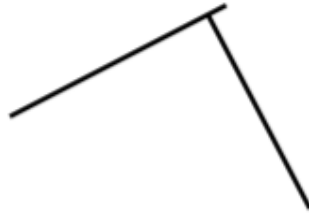



Maths lesson 4 - LT To be able to identify acute and obtuse angles

Identifying right angles

Use your right angle checker to identify which pairs of lines make a right angle.

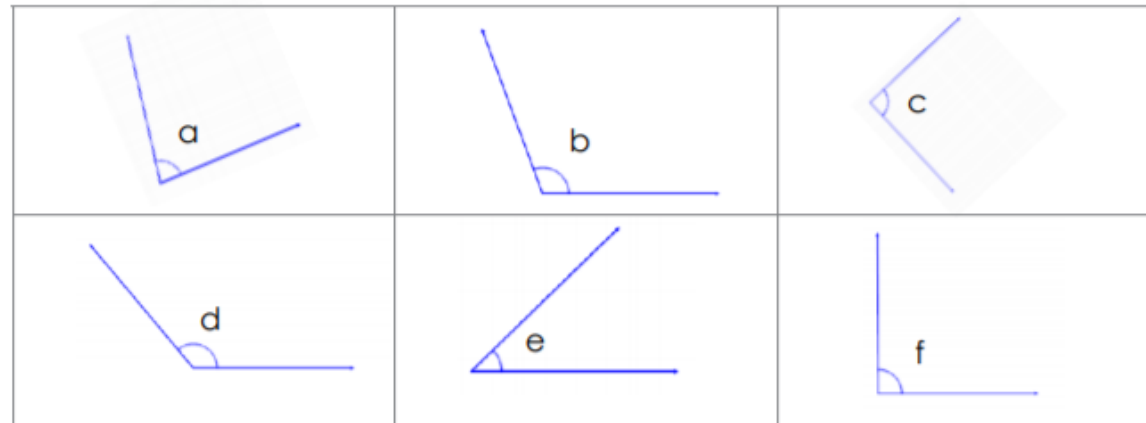
Place a tick \checkmark in the box of if the pair of lines makes a right angle.

Do Now!

Maths lesson 4

Use your right angle checker to help you answer the questions



a. Which of these angles are smaller than a right angle?

b. Which of these angles are greater than a right angle?

c. Which of these angles are equal to a right angle?

Maths lesson 4

Acute and obtuse angles

Obtuse angles are greater than a right angle but smaller than two right angles.



Acute angles are smaller than a right angle.



Maths lesson 4

Mark the acute angles with a **red** pencil.

Mark the right angles with a **green** pencil.

Mark the obtuse angles with a **blue** pencil.

<p>a</p> <p>Make a shape with at least two right angles.</p>	<p>b</p> <p>Make a shape with at least one right angle and at least one acute angle.</p>
<p>c</p> <p>Make a shape with at least one right angle and at least one obtuse angle.</p>	<p>d</p> <p>Make a shape with at least one right angle, at least one acute angle and at least one obtuse angle.</p>

Maths lesson 5






► Today's tasks:

1. Log onto Times Tables Rockstars and practice your times tables!
2. Shape hunt! How many shapes can you find around your house and garden? Look for squares, rectangles, circles, triangles...!
3. Number hunt! How many items can you find around your house and garden that have numbers on them? Can you put the numbers in order from smallest to greatest?

Well done on all your hard work this week! :)

1 2 3
4 5 6
7 8 9





Topic lesson 1 - DT

▶ As you have learnt already, the food in Ancient Rome? Not so great. However, the food in Modern Italy? Delicious! Follow the link to watch a video of Gino de Campo (an Italian chef) make Italian meatballs on This Morning

▶ <https://www.youtube.com/watch?v=0lxFa2wOll8>

▶ Then, either:

▶ 1. Make your own meatballs and spaghetti for your family at home and take some pictures of your delicious meal (make sure to send it to Twitter!)

▶ Or

▶ 2. Create your own recipe for an Italian pasta dish and write it in your book.



Topic lesson 2 - Music

- ▶ There are lots of ways to make music! Homemade instruments especially are a wonderful way to get your brain working - create your own instrument at home using materials you can find around the house. This could be elastic bands and a tissue box for your own guitar, or an old put and a wooden stick for some drums!

- ▶ Once you have made your instrument, create your own song or tune using it.

Additional resource links