



BROOKE &
MARSHLAND
FEDERATION

Year 4 Home Learning

Theme: The Journey

Summer Term Week 1

English lesson 1

Use *there*, *their* or *they're* to correctly complete the sentences. Write them into your book.

Lady and Maddie were looking at _____ dog bowls and waiting for them to be filled.

"I put it over _____!" he shouted, pointing in frustration at where he thought the remote control was.

_____ always listening and working hard.

I put Goose over _____ on the field and Lady fetched her back.

I wonder if _____ coming back.

English lesson 2

Copy the sentences and put the apostrophes in the correct place.

The dogs bed was patterned with an arrangement of red and blue paw prints.

The wizards secret was that he was able to turn humans into frogs.

Umairs knees began to tremble when he saw the great lion peering through the trees.

Yesterday, I spotted an intruders footprints on my grandmas garden path.

Soon after they had entered the underwater shipwreck, Sashas and Peters attention was distracted by the jewels which gleamed within a great opened chest located in the captains cabin of the ship.

English lesson 3

group
height
particular
potatoes
separate
surprise
through
various
though
woman

Practise the spellings and write them in some interesting sentences.

Write the spellings in capitals.

Write the spellings in bubble writing.

English lesson 4

*Describe the animals using expanded noun phrases.
Write 2 sentences for each animal in your book.*



English lesson 5

Read through the email and correct the spelling and punctuation mistakes. Write it out correctly in your book. CLUE - watch out for homophones.

Compose

Inbox

Sent

Drafts

More ▼

deer frend,

it was grate to meat you on holiday last weak. i reely mist you when you left. there was to much piece and quite. do you remember when you one that meddle for diving in the pool? we could knot use the pool after you left coz of the whether. ive never scene reign like it accept in films!

make shore you keep in touch. i can knot weight to ear from you.

lots of love,

youre knew best mate, Adam

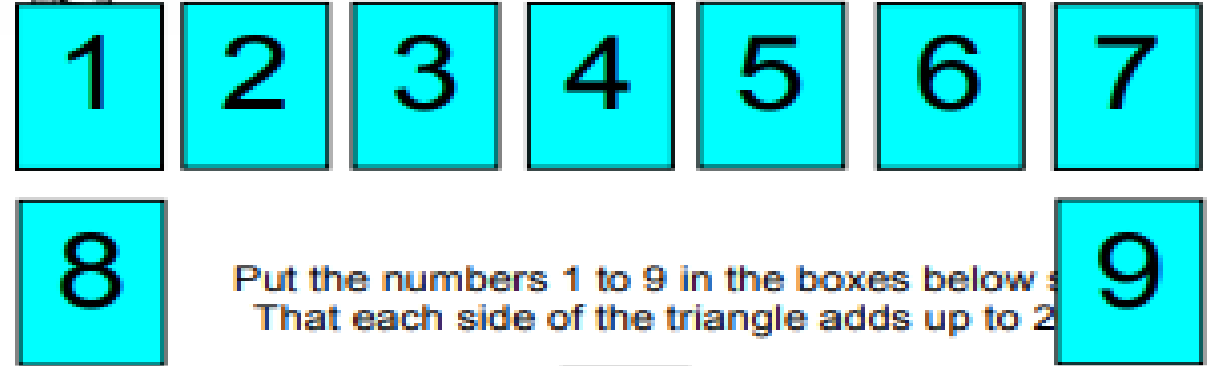
Maths lesson 1

*Put the numbers 1-9 in the triangle.
You may only use each number once.
Each side must add up to 20.*

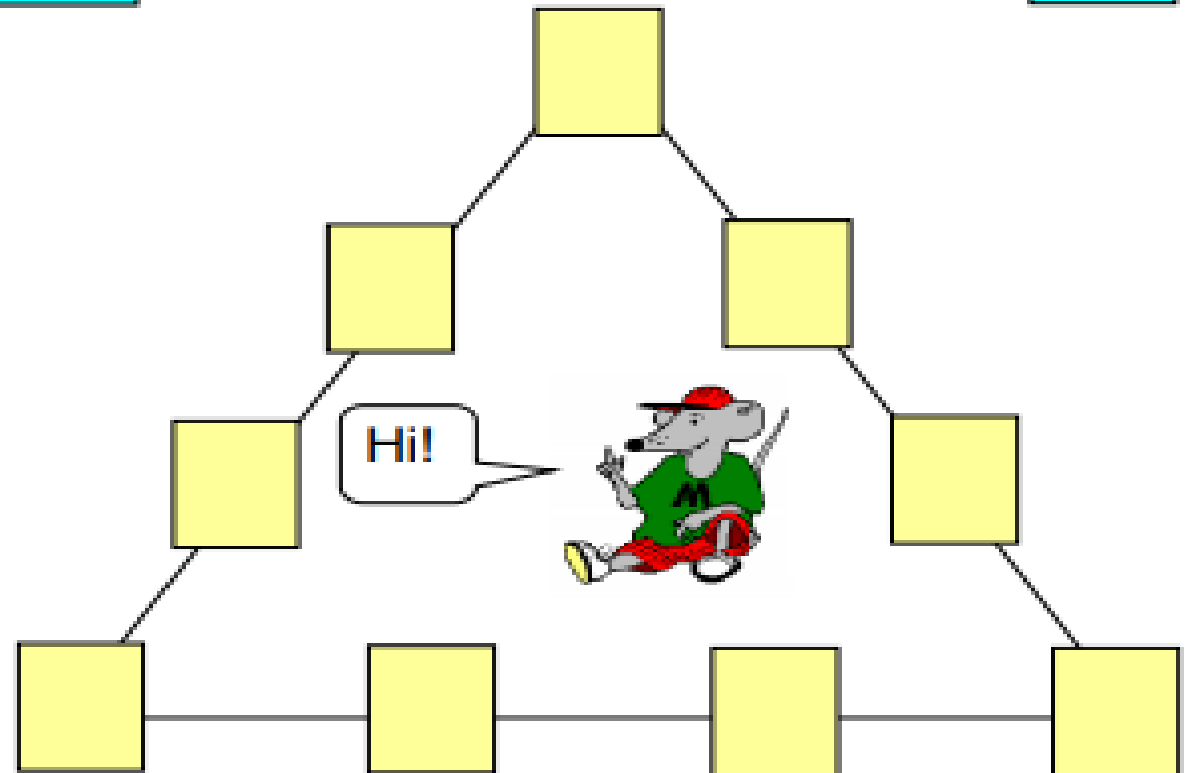


Puzzle time

Tricky twenty triangle



Put the numbers 1 to 9 in the boxes below so that each side of the triangle adds up to 20.




Maths lesson 2

Investigate the number of chickens and sheep in the field.

Chicken and Sheep

A farmyard contains both chicken and sheep. The farmer knows there are 26 heads and 74 legs. How many chickens and sheep could be in the yard?

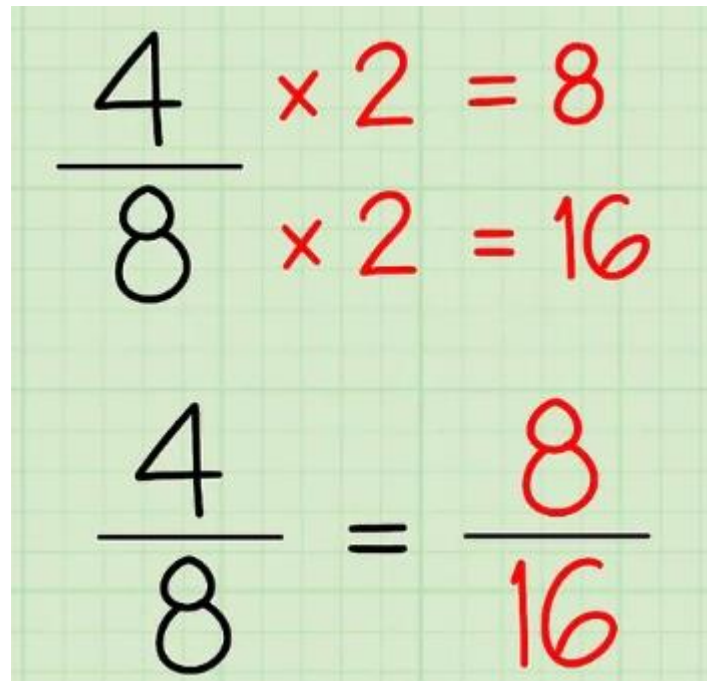


Maths lesson 3

Equivalent fractions recap:

Create a poster in your book explaining how to find equivalent fractions and what they are.

Here is a reminder to help you:



The image shows a piece of green grid paper with handwritten mathematical examples. The first example shows the fraction $\frac{4}{8}$ with a horizontal line under the 8. To its right, the calculation $4 \times 2 = 8$ is written in red. The second example shows the fraction $\frac{8}{16}$ with a horizontal line under the 16. To its right, the calculation $8 \times 2 = 16$ is written in red. The third example shows the equation $\frac{4}{8} = \frac{8}{16}$, where the numbers 8 and 16 in the second fraction are written in red.

$$\frac{4}{8} \quad 4 \times 2 = 8$$
$$\frac{8}{16} \quad 8 \times 2 = 16$$
$$\frac{4}{8} = \frac{8}{16}$$

Maths lesson 4



Copy the grid into your book and colour in all the multiples of 12.
Work out the answers to the questions below:

1	2	3	4	5	6	7	8	9	10	11	12
13	14	15	16	17	18	19	20	21	22	23	24
25	26	27	28	29	30	31	32	33	34	35	36
37	38	39	40	41	42	43	44	45	46	47	48
49	50	51	52	53	54	55	56	57	58	59	60
61	62	63	64	65	66	67	68	69	70	71	72
73	74	75	76	77	78	79	80	81	82	83	84
85	86	87	88	89	90	91	92	93	94	95	96
97	98	99	100	101	102	103	104	105	106	107	108
109	110	111	112	113	114	115	116	117	118	119	120
121	122	123	124	125	126	127	128	129	130	131	132
133	134	135	136	137	138	139	140	141	142	143	144

a) $4 \times 12 =$ _____

b) $8 \times 12 =$ _____

c) $5 \times 12 =$ _____



d) $6 \times 12 =$ _____

e) $7 \times 12 =$ _____

f) $9 \times 12 =$ _____

_____ \times _____ = _____

_____ \times _____ = _____

_____ \times _____ = _____

Maths lesson 5

Answer the questions using the price list.

How much is it to buy...

1. An apple and some bananas?
2. A lollipop and some strawberries?
3. Three apples?
4. Some strawberries and an apple?
5. An apple and some toothpaste?
6. A lollipop and some grapes?
7. Some strawberries and toothpaste?
8. A lollipop, an apple, some bananas?



£2.00



£0.40



£1.60



£2.50



£1.85



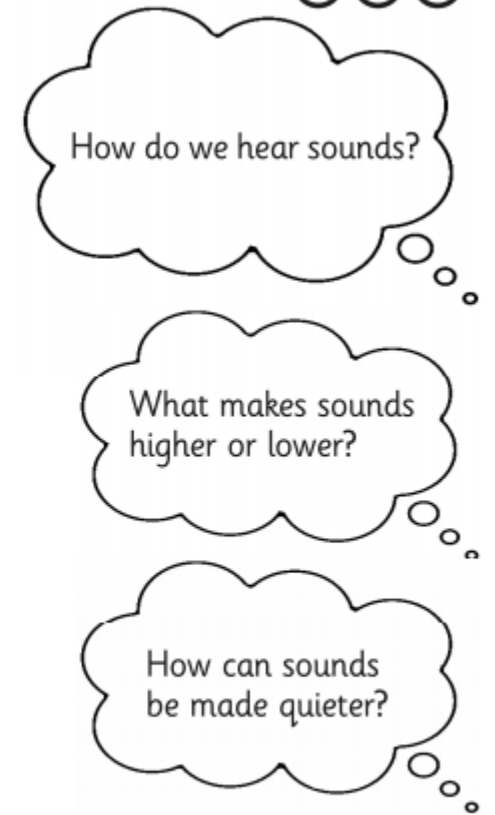
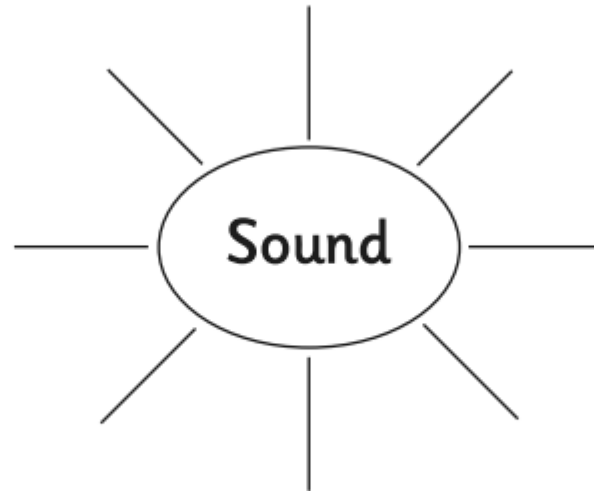

£2.24

Challenge: write your own shopping list and work out the price. How much change would you get from a £5 or £10 note?

Topic lesson 1

Science - in your book create a mind map of everything you know about sounds.

Draw or write about the things you already know about sound.



Do you have any questions about sound? What would you like to find out? Write your thoughts below.

Topic lesson 2

Music - write a review of a Beatles song.

Play and sing along to one - ask your grown up to help you.

Then write a review in your book.

Here is one idea how you may set out a review, but you may have different ideas.

Listening to Music for Detail

Title of the piece: _____

Performer(s): _____

Composer/writer: _____

Year composed/written: _____

Genre/Type of music: _____

How do you know it is this genre? _____

1. What instruments can you hear?

voice strings guitar drums bass tambourine

woodwind brass whistle piano/keyboard

Anything else? _____

2. What is the tempo? How fast or slow is the music? Describe any changes during the piece.

start	middle	end
-------	--------	-----

3. Dynamics: Are there quiet and loud parts? If so, where?

start	middle	end
-------	--------	-----

4. What word would you use to describe this piece?

5. Does the music sound happy or sad? These are called keys.

major (happy) minor (sad) happy and sad (major and minor)

6. Did you like the piece? Explain why or why not.

Additional resource links