



BROOKE &
MARSHLAND
FEDERATION

Year 4 Home Learning

Theme: The Journey

Summer Term Week 6

English lesson 1

The Journey Aaron Becker

We will continue work based on the story The Journey.

Can you re-watch the clip up to 4 minutes and 27 seconds. Answer these questions in your book:

- 1, Why do you think the girl freed the bird?
- 2, Do you think this was a brave or stupid thing to do? (Write a paragraph explaining why in detail)
- 3, Why do you think the bird helped the girl?

<https://www.youtube.com/watch?v=DRsmuveKWuk&feature>

English lesson 2

Re-watch the video clip of The Journey up to 4 minutes and 27 seconds.

Imagine you are the girl in the story. Write a recount about freeing the bird. Consider these points:

Why did you want to free the bird?

How did you feel when the soldiers were chasing you?

What was it like being in the cage?

How did you feel when you realised that the bird was saving you?

English Lesson 3

- ▶ Re-watch The Journey, pausing at 5 minutes.
- ▶ Imagine you were on a magic carpet ride, in the night. What would you see in the night sky? What would you see below you, as you looked down?
How might your ride feel? What sounds might you hear?

Your task is to write a description of a magic carpet ride at night. Here is an example of the beginning of one:

As I glided on my magic carpet through the darkness, I noticed how everything was still. All was quiet apart from the whooshing of my carpet. Millions of stars were like lanterns, burning in the night.

English lesson 4

Fronted Adverbials

Add a fronted adverbial for manner to each of the sentences below. You can use the suggested manner adverbials in the box below or you can think of some of your own. Remember, you must add a comma after the fronted adverbial.

With a huge grin on her face	Without warning	Completely exhausted	
Nervously	Like tall giants	With some trepidation	As quick as a flash

1. _____ the baby began to cry.
2. _____ the young boy changed into his PE kit.
3. _____ the mountains stood watching over the valley.
4. _____ Veronica blew out the candles on her birthday cake.
5. _____ Jason crossed the finishing line of the marathon.
6. _____ Imran went on the ghost train at the fair.
7. _____ Fiona stepped on stage to sing in front of the judges.

English lesson 5

Practise these spellings. Try putting them into pyramids or rainbow colours if you wish.

February

appear

calendar

guide

imagine

recent

famous

knowledge

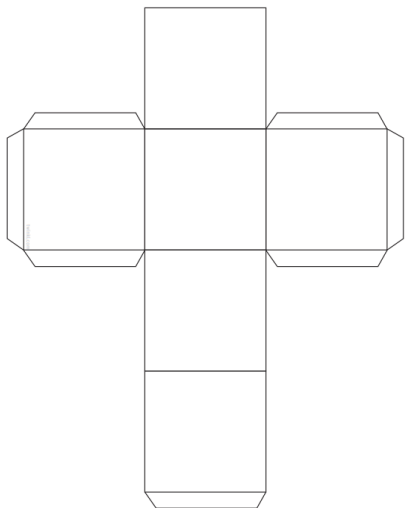
disappear

natural

Maths lesson 1

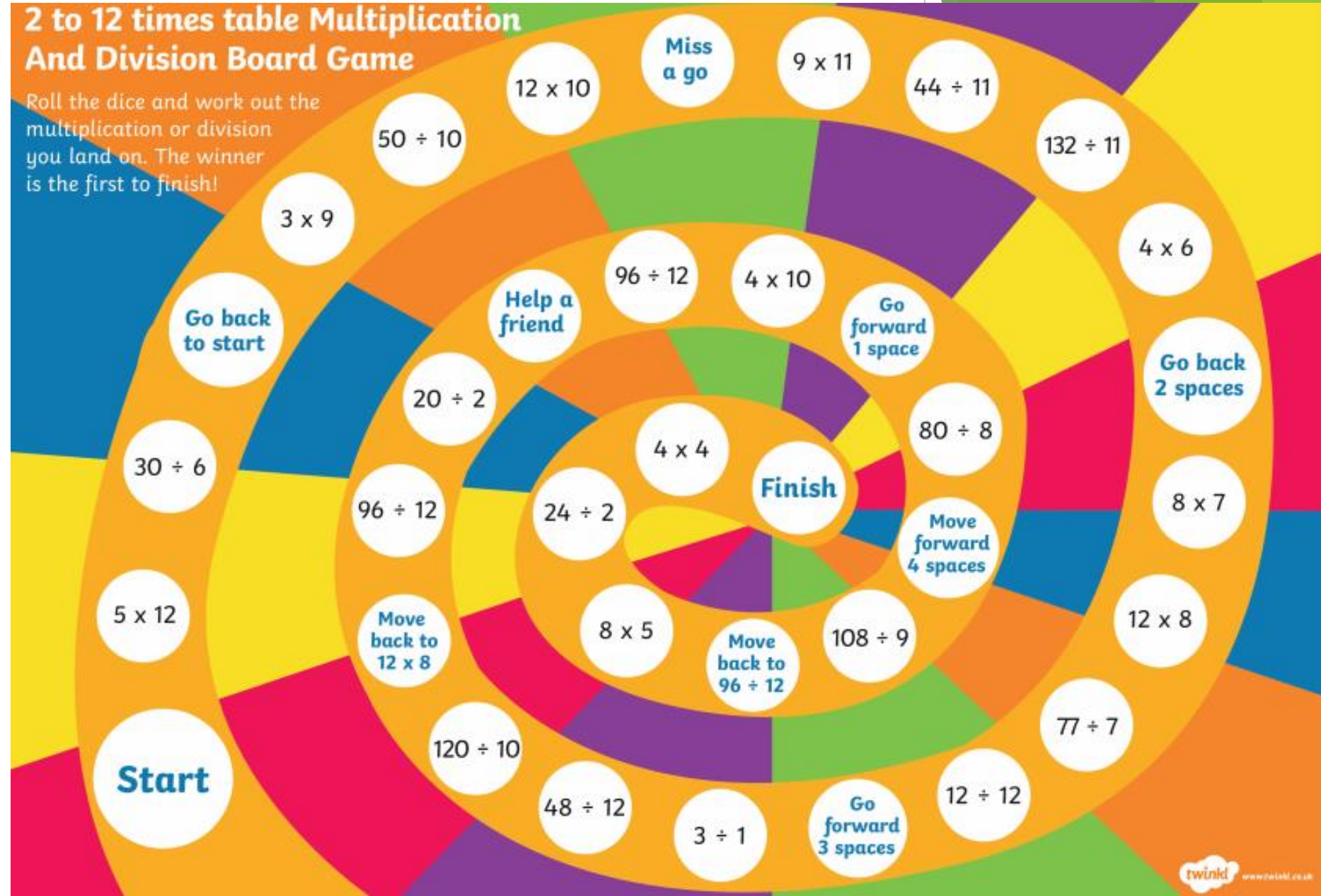
Find a set of dice from a board game or draw and cut out a net for a cube like the one below.

Then play the 2 to 12 times table board game, with a family member.



2 to 12 times table Multiplication And Division Board Game

Roll the dice and work out the multiplication or division you land on. The winner is the first to finish!

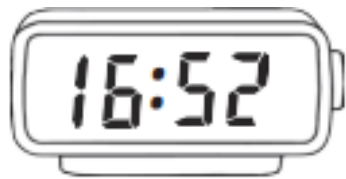



Maths lesson 2

Below are a range of digital clock times, convert them on an analogue clock and show an adult at home the time.

<https://www.topmarks.co.uk/time/teaching-clock>

If you don't have an analogue clock at home click the link above for an analogue clock.



Maths lesson 3

Solve the problems involving time.

Robert began playing the piano at 4:30 p.m. He played for 35 minutes and then played for a further 25 minutes. What time did he finish playing?



Sasha watched a film that lasted for an hour and 45 minutes. If the film ended at 2:55 p.m., when did it start?



Vic walked for 45 minutes. If he began at 6:04 p.m., when did he finish?



Marcus took 2 hours and 46 minutes to finish his chores. If he began at 4:51 p.m., when did he finish?



Maths lesson 4

I	II	III	IV	V	VI	VII	VIII	IX	X
XI	XII	XIII	XIV	XV	XVI	XVII	XVIII	XIX	XX
XXI	XXII	XXIII	XXIV	XXV	XXVI	XXVII	XXVIII	XXIX	XXX
XXXI	XXXII	XXXIII	XXXIV	XXXV	XXXVI	XXXVII	XXXVIII	XXXIX	XL
XLI	XLII	XLIII	XLIV	XLV	XLVI	XLVII	XLVIII	XLIX	L
LI	LII	LIII	LIV	LV	LVI	LVII	LVIII	LIX	LX
LXI	LXII	LXIII	LXIV	LXV	LXVI	LXVII	LXVIII	LXIX	LXX
LXXI	LXXII	LXXIII	LXXIV	LXXV	LXXVI	LXXVII	LXXVIII	LXXIX	LXXX
LXXXI	LXXXII	LXXXIII	LXXXIV	LXXXV	LXXXVI	LXXXVII	LXXXVIII	LXXXIX	XC
XCI	XCII	XCIII	XCIV	XCV	XCVI	XCVII	XCVIII	XCIX	C

To the left is a 100 square. Have you noticed that it looks funny?

Have you noticed that it's a Roman numeral 100 square yet?

Use the 100 (C) square to find out what the following numbers are as Roman numerals.

1 3 4 5

8 9 10 11

31 39 40 41

49 50 91 99

Maths lesson 5

Use the Roman numeral 100 (C) square from yesterday to help you, if you need to.

Continue the following Roman numeral sequences by writing the next 4 numbers.

1. XV, XX, XXV, XXX, _____
2. XXII, XX, XVIII, XVI, _____
3. XV, XVIII, XXI, XXIV, _____
4. L, LX, LXX, LXXX, _____
5. LXXXI, LXXII, LXIII, LIV, _____

Order the following sets of Roman numerals from smallest to largest.

6.	XV	XII	IX	XVI	XIV
7.	XXXII	XXIX	XXV	XXX	XXXV
8.	LV	XLV	L	LI	XLIX
9.	XXXV	XXVII	XXXII	XXIV	XXIX
10.	LXI	XCIX	XLIX	C	XCIV

Topic Lesson 1 Science

Investigate the best 'sound-proof' material'?

You will need:

- An object that plays music or an alarm continuously such as a phone, Ipad, alarm clock
- Three or more materials found around the home such as paper, newspaper, material cut from an old piece of clothing; towel, paper towel or cotton wool. It can be anything you can wrap the box in.
- Sellotape.
- A box

Before you start, think about making it a fair test. You will need to consider using the same number of layers.

Instructions:

You will need to put the object in a box and wrap one material and place it somewhere in the house or garden. Keep taking equal steps back and count the steps till you can not hear your object anymore. Alternatively, if you have a long enough tape measure you could measure the distance from the object to where you stopped hearing the sound.

Also investigate how sound-proof the box is without any material on it.



-SA.

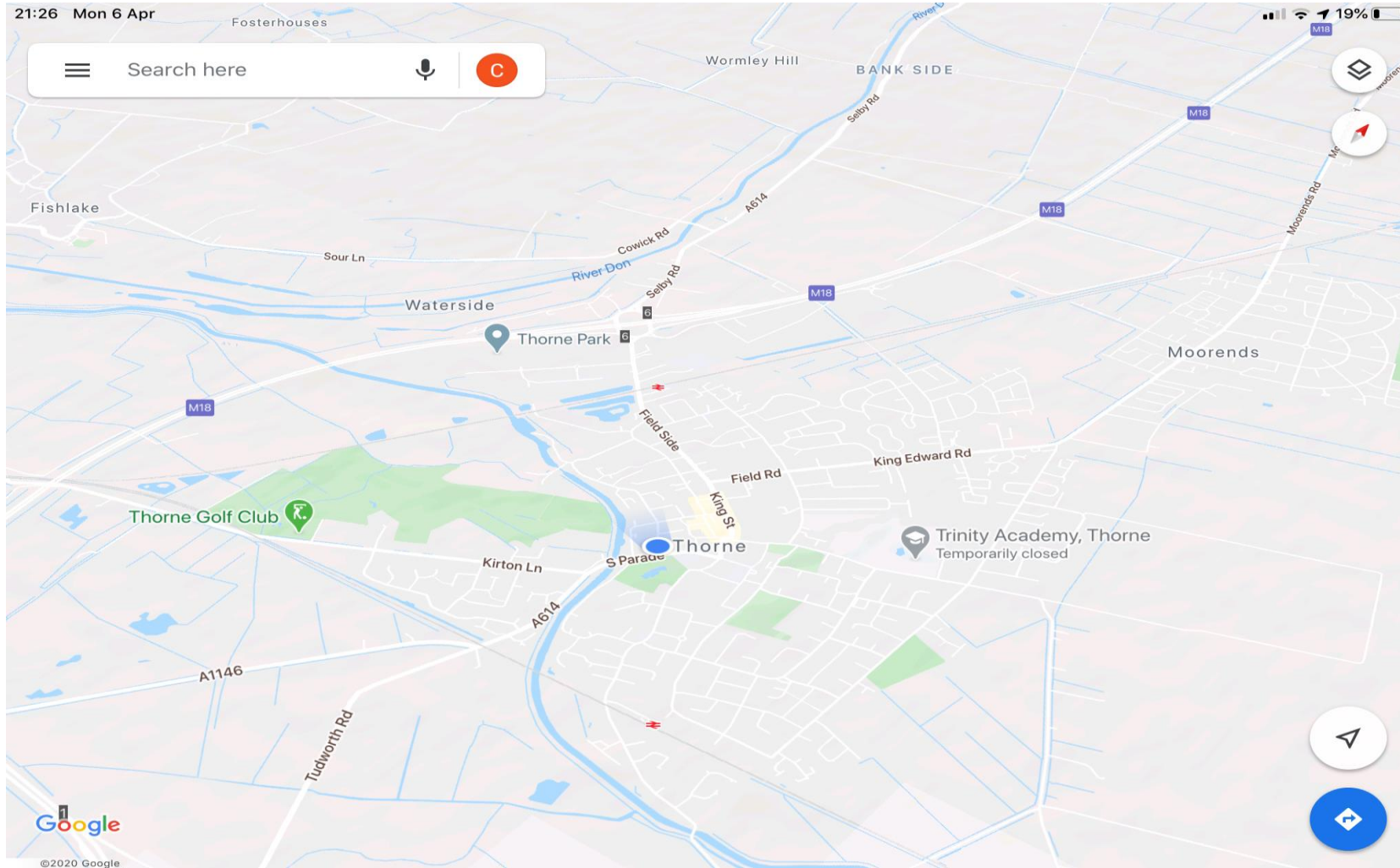
Before you start, make a prediction in your book.

I predict the will be the best sound-proof material because.....

Material	Number of Steps
Paper towel	
Towel	
No material	

What did you find out? Which material was the most sound-proof? Can you think of a reason why it was the best material compared to the other materials? Write it up in your books.

Topic Lesson 2: Geography



Investigate the routes that connect Thorne to other places.

- ▶ A roads are major roads. They are narrower than motorways.
- ▶ B roads are usually major roads but are usually in the countryside. They are not straight roads.
- ▶ Motorways are dual carriageways designed for fast traffic.

Your Task is to analyse a map of Thorne. Download Google Maps and search Thorne. On the top right corner, click on the symbol to change the map type to Public Transport.

If you cannot download a map of Thorne, try to use the one on the previous page.

Activity

- ▶ List all the A roads you can find.
- ▶ Can you locate the two railway stations?
- ▶ Can you locate the M18?

- ▶ Can you find out the places you can travel to, using the M18?
- ▶ Can you find out where one of the A roads will take you to.
- ▶ There are two railway stations in Thorne. Can you find out, which places you can travel to from both of these railway stations?

Additional resource links

Maths - analogue clock

<https://www.topmarks.co.uk/time/teaching-clock>

Maths - times tables

<https://trockstars.com/>

BBC Bitesize

BBC bitesize has lots of videos on its webpage to help you understand how a sound is made and how sound travels in waves.

<https://www.bbc.co.uk/bitesize/topics/zgffr82/resources/1>

Google Maps

<https://maps.google.co.uk>