



BROOKE &
MARSHLAND
FEDERATION

Year 3

Home Learning

Theme: Romans

Summer Term Week 1

Stay Safe

English Vocabulary

Noun

A person, object or place.

Adjective

A word that describes a noun.

Prefix

A **prefix** is a group of letters. A prefix changes the meaning of a root/core word.

Suffix

A **suffix** is a group of letters found at the end of the words. A suffix changes the meaning of the root/core word.

English lesson 1

Practise spelling the following words: accident, accidentally, actual, actually, address, answer, appear and arrive

Challenge: write each word in a sentence.

Skill: expanded noun phrase (**adjective**, **adjective**, **noun**)

Examples

A **tasty**, **scrumptious** **pizza** is available.

In our café you will find **delicious**, **fresh** **food** available throughout the day.

Practise writing 2 or 3 sentences including expanded noun phrases.

Task

Choose 3 to 5 meals or snacks that could be sold in a café in a museum focusing on Romans. You may want to choose Italian cuisine.

Write a paragraph to inform the reader what food is available in the café.

Challenge: include words with prefixes and suffixes. For example: sublime, international and wonderful

English lesson 2

Practise spelling the following words: believe, bicycle, breath, breathe, build, busy and business.
Challenge: find the definition in a dictionary or online.



First things first: Romans had no potatoes, tomatoes or chocolate. So, if you're in the mood for fries, chips, crisps, ketchup or chocolate buttons, GET OUTTA TOWN! You can't have any.

However, if you fancy a delicious mouse then you're in for a treat! One dish recorded in ancient writing was dormice, served on a stick, cooked in honey and poppy seeds. You know something's gone weird when your **SNACK SQUEAKS**.

Answer the following questions in your book

Looking: What three things did the Romans not have, that we have a lot of today?

Clue: Do all the children in the picture look as though they are enjoying their mouse-kebob? Explain why you think this, referring back to the picture in your answer.

Thinking: In Italy today they still eat octopus, squid and pigs blood cakes (ew!). What things do we eat here in the UK that they might find strange in Italy, or in other countries around the world?

(Hint - find out about tripe, haggis and chickling)

English lesson 3

Practise spelling the following words: calendar, caught, centre, century, certain, circle, complete, consider and continue.


Challenge: create your own word search including all of these words and see if an adult or sibling can find all of the words.

Do you ever wish . . .
your mealtime choices could
be more adventurous?

Fed up with fish fingers? Bored with beans? Well, spice up your life by getting some ancient Roman grub down your hatch.

While the first course could consist of jellyfish and eggs, the main course could have been ostrich, flamingo or, as previously mentioned, dormouse. Just think how many people you could feed with an ostrich . . . and what size of oven you'd need.

You might also like to nibble on pigs' udders with sea urchins. Or could we tempt you with some lip-smacking brain pâté with milk and eggs? Yes, of course you can have an extra-large helping!



Task: using the information in these boxes, plan a menu for a Roman banquet. Include a starter, a main course and a dessert.

Challenge: These boxes don't tell you anything about Roman desserts; research Roman desserts and write a descriptive sentence to describe it.

While Emperor Augustus's advisor, Maecenas, made donkey meat a delicacy, that sounds positively delicious compared with the hard skin from an elephant's trunk, which the writer Pliny said was sought after by some.

On one occasion Emperor Vitellius served a huge dish of pike livers, pheasant and peacock brains and flamingo tongues with a side of lamprey slime. Something to remember when you're planning your next birthday party.

And don't worry — if the thought of all that weird food is making you feel queasy, Pliny wrote that eating an odd number of African snails marinated in wine or fish gut sauce was good for stomach upsets.

Still feeling peckish?

English lesson 4

Practise spelling the following words: decide, describe, different, difficult and disappear.
Challenge: write each word carefully and write the vowels in a different colour.

To include the correct prefix or suffix: super, auto, ful, less, ly, ness, ment

bad, play, hope, care, happy, sad, colour, harm, fair sad kind tidy lovely silly nasty happy willing fit foolish enjoy employ state
move, pilot, biography

Examples

bad_____ play_____ hope_____ fair_____ love_____

tidy_____ state_____ _____pilot

Challenge - find 2 or 3 more core words that can include more than one suffix.

core word	less	ful	ly
care	careless	careful	carelessly carefully
thought			

Remember if the root word ends with a 'y' sometimes you need to swap it for a 'i'

English lesson 5

Practise spelling the following words: early, earth, eight, eighth, enough, exercise, experience, experiment and extreme.

Challenge: write a short story including 10 spellings you have learnt this week.

Task

Create a menu that could be used in a museum.

Things you need to include:

*Name of café

*Name of dishes

An expanded noun phrase to describe them (look back at lesson 1)

*Prices

*Picture

Remember to make it as creative/colourful as you can to attract people to the café.

In maths the focus will be telling the time

Star Words

hours - 24 hours in one day. 60 minutes in 1 hour.

minutes - 60 minutes in 1 hour. 60 seconds in 1 minute

hour hand - the long hand on an analogue clock

minute hand - the short hand on an analogue clock

minutes to

minutes past

a.m. - ante meridiem, which is Latin for Before Midday

p.m. - post meridiem, which is Latin for **After Midday**

chronological order - putting things/events in order of when they happened from the beginning to the end. For example: In the morning I woke up. Later that day, I ate my lunch and watched TV. Finally, I went to sleep

Maths lesson 1

LT: to tell the time an analogue clock.

Do now task

Find the incorrect answers

$8 \times 4 = 24$

$4 \times 3 = 13$

$8 \times 3 = 24$

$8 \times 8 = 64$

$4 \times 4 = 16$

$3 \times 3 = 9$

Hop

Reading both time scales on a clock to tell the time



Example:

The minute hand indicates twenty minutes past.

The hour hand indicates between 2 o'clock and 3 o'clock.

Therefore, I know the time is twenty past two.



The minute hand indicates _____.

The hour hand indicates between _____ o'clock and _____ o'clock.

Therefore, I know the time is _____.



The minute hand indicates _____.

The hour hand indicates between _____ o'clock and _____ o'clock.

Therefore, I know the time is _____.



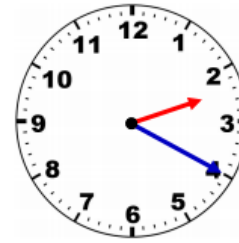
The minute hand indicates _____.

The hour hand indicates between _____ o'clock and _____ o'clock.

Therefore, I know the time is _____.

Skip

What went wrong? Spot the mistake and explain how to help



The minute hand indicates 4 past.

The hour hand indicates between 2 o'clock and 3 o'clock.

Therefore, I know the time is 4 past two.



The minute hand indicates ten and a half.

The hour hand indicates between 7 o'clock and 7 o'clock.

Therefore, I know the time is ten and a half minutes past 7.



The minute hand indicates fifteen to.

The hour hand indicates between 5 o'clock and 6 o'clock.

Therefore, I know the time is fifteen minutes to five.



The minute hand indicates fifty past.

The hour hand indicates between 4 o'clock and 5 o'clock.

Therefore, I know the time is fifty past five.

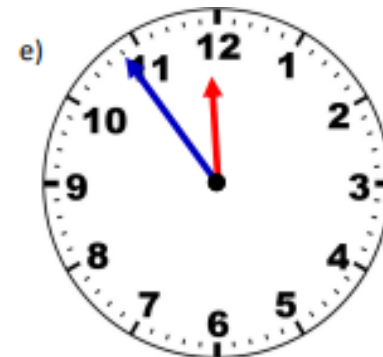
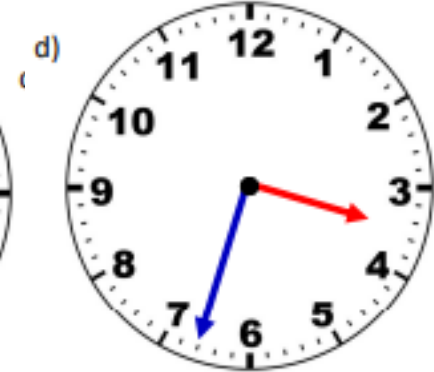
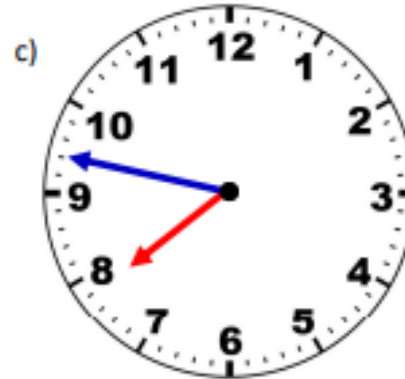
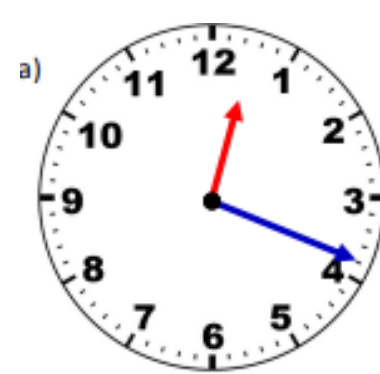
Maths lesson 2

Write the time in words to match each clock



LT: to tell the time to the nearest minute

Write the time in words to match each clock.



Maths lesson 3

Do now

Count in 4s up to 48.

Write these in chronological order.

9:45 p.m.

10:23 a.m.

8:30 a.m.

6:32 a.m.

2:11 a.m.

7:40 a.m.

Write these times in chronological order

5:30 p.m.

9:45 a.m.

7:31 a.m.

10:13 p.m.

12:24 a.m.

8:55 p.m.

LT: tell the time using a.m. and p.m.

Write a diary about your day in chronological order. Write down the time for each event. For example

At 8.00 a.m. I wake up.






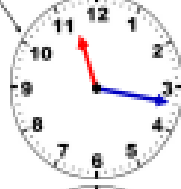
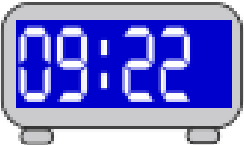


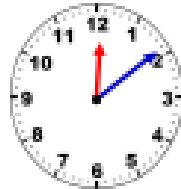
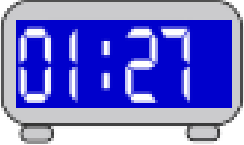
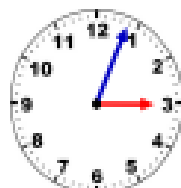
Maths lesson 4

LT: to tell the time on a digital clock.

Do Now

Count in 3s up to 36

Hop - match the digital clock to the analogue clock

1			A
2			B
3			C
4			D
5			E
6			F

A line connects the digital clock 11:17 to the analogue clock B (02:25).

Maths lesson 5

LT: to tell the time on a digital clock.

write the time in words



complete the table

TV programme	Start Time	End Time	duration
Tom and Jerry	03:02	03:15	13 minutes
Cooking Today	04:06	04:19	
Newsround	11:19	11:39	
Light and Dark	10:39	10:53	
Reach out reporter	06:14	06:27	

Topic lesson 1 - History

<https://www.bbc.co.uk/bitesize/topics/zqtf34j/articles/z9j4kqt>

Use this webpage to find out about the Romans and How they invaded Britain. Answer the following questions in your books:

1. Which Roman Emperors invaded Britain and in what year did they do it?
2. Which Roman Emperors were successful in their invasion of Britain?
3. Which famous led a rebellion against the romans? Did they succeed?

Challenge: Imagine you are a news reporter on the day that Britain has been successfully invaded by the romans. Create a newspaper article explaining who led the invasion, what happened, when it happened, where it happened and why it happened. Remember, it must include an eyewitness statement, a title, and a picture with a caption!

Don't forget to do your '2do's' every week on purple mash.

Topic lesson 2 - French

Use the video below to learn the days of the week in French!
Days of the week - Des Jours de la semaine



<https://www.youtube.com/watch?v=eA5jSbKd5cMt>

Additional resource links

Telling the time - Maths Frame

<https://mathsframe.co.uk/en/resources/resource/116/telling-the-time>

This week we are focusing on a 12 hour clock.

Telling the time - Whiterose

https://whiterosemaths.com/wp-content/uploads/2019/SoLs/Primary/Summer_Term_SOL/Year-3-2018-19-Summer-Block-2-Time.pdf

Reach out reporter - Science