



BROOKE &
MARSHLAND
FEDERATION

Year 2 Home Learning

Theme: Happy and Glorious
Summer Term Week 3
WB:4.5.2020

English lesson 1

Writing an information text.

Now you have found out facts about London, imagine you have gone on a visit there.

Choose 2 places to visit in London and write a short information paragraph on them.


Make sure you describe the places and make them sound exciting, so people want to visit.



English lesson 2

The Queen's Knickers: writing instructions

- ▶ In English we would have read The Queen's Knickers - one of my favourite books!
- ▶ Click on the link to listen to the story again
- ▶ <https://www.youtube.com/watch?v=E-wbxz8Drjw>
- ▶ The Queen has a new maid. Can you write a set of simple instructions for her on how to look after the Queen's special collection!




English lesson 3

using the suffix less

add the suffix less to these words to make adjectives.
Use the words in sentences.

care
hope
home
heart



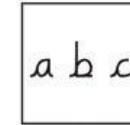
Have you used **full stops** correctly?



Have you used **capital letters** at the start of your sentences?



Does your sentence have **finger spaces** between each word?



Are all your letters the **right way** round?



Does it **make sense**?



Have you used **interesting words**?



Have you used **connectives**?

and

English lesson 4




- ▶ Pyramid spellings
- ▶ Practise writing these common exception words - arrange the letters so the word makes the shape of a triangle.
- ▶ could
- ▶ every
- ▶ pretty
- ▶ climb
- ▶ wild



English lesson 5

- ▶ Using the common exception words that you practiced writing yesterday can you now create sentences using these words.
- ▶ could
- ▶ every
- ▶ pretty
- ▶ climb
- ▶ wild

POW! Superhero Sentences **BAM!**

Capital letters	A B C
Finger spaces	
Sound it out	
Full stops	
Letter formation	a b c

Maths Lesson 1

Create your own maths game!!!

Play it! #MathsEveryoneCanAtHome

Cards are a great way to enjoy time with your loved ones and there is so much maths involved.



Use 4 lots of 1-9 digit cards to play our card games. Use paper or left-over cardboard to make them or remove the picture cards from a set of playing cards.

Do you have your own favourite card game?
Share the rules with us so we can all play!

White
Rose
Maths

Play it! #MathsEveryoneCanAtHome

Go Fish (KS1)

Aim: To make pairs with number bonds to 10

1. Deal 5 cards to each player. The remaining cards are placed in a pile.
2. Take turns asking other players for a particular card to make a number bond to 10. If the player doesn't have the card, they say 'Go Fish!' The player picks a card from the pile. Pairs that make 10 are placed down.
3. The game ends when 1 player has no cards.
4. The player with the most pairs wins.

Multiply! (KS2)

Aim: To win the most pairs of cards by multiplying the quickest.

1. Put all the cards face down on a flat surface.
2. Each player takes turns to turn 2 cards over.
3. All players must multiply the numbers together, the first player to shout out the answer wins the pair.
4. The player with the most pairs wins.
5. Make the game harder by turning 3 cards over at a time.

White
Rose
Maths

Maths lesson 2

Read the scales and say how much each object weighs in grams.
Which is the heaviest object?



Use scales to record the mass of objects in grams.



Maths lesson 3

Make it!



#MathsEveryoneCanAtHome

Making dens is a fantastic way to problem solve, thinking about angles, height, length and shapes.



Can you make an indoor or an outdoor den?
Could you make a small scale den for a toy?



Measure the height, length and width of your den.

How many people/toys can fit inside it?

Share your photos with us!

Maths lesson 4

 Order the items from heaviest to lightest.



Maths lesson 5

CHALLENGE!

- ▶ You have been reading scales.
- ▶ Can you follow a simple recipe and measure out the ingredients?
- ▶ Maybe you could post your finished product on the school Twitter page!



Topic lesson 1

► On Friday 8th May the country will celebrate VE Day, marking 75 years since World War 2 ended.



There were lots of events planned that now cannot go ahead so how could we celebrate instead?

Your challenge is to come up with a way to celebrate. You could design special bunting to decorate the house, create a special tea party, learn and perform a song from the time. The choice is yours!! The website might give you some ideas or you can do your own research.

<https://www.britishlegion.org.uk/get-involved/remembrance/remembrance-events/ve-day-75>

Take lots of photos of what you do and send them to me so we can share them!



Get in touch

Send any photos of your work to:
Claire.stables@vennacademy.org