



BROOKE &  
MARSHLAND  
FEDERATION

# Year 2 Home Learning

Theme: Happy and Glorious  
Summer Term Week 1  
WB: 20.4.2020

# English lesson 1

Imagine being the Queen for the day:

What would you wear?

What would you do during the day?

Who would you meet?

What would you eat for dinner?!

Write a diary entry of your day.



# English lesson 2

- ▶ Write expanded noun phrases to describe the crown.

Example: adjective, adjective noun

Sparkling, white diamonds



# English lesson 3

- ▶ Compare Queen Victoria and Queen Elizabeth including the conjunction 'but'

Example:

Queen Elizabeth looks happy but Queen Victoria looks sad.



# English lesson 4

- ▶ Research what these words mean and include them in a sentence.

regal

royal

throne

inherit

# English lesson 5

The Queen needs a new, modern crown to wear when she is visiting different places.

Design and label a crown for her.

Does it have any special features?

Eg - a pop up umbrella to keep her dry.

What is it made from?



# Maths Lesson 1

Choose the correct unit of time you would use to measure how long it takes to do the tasks

**Eat breakfast**

Hours  Minutes

How many?

**Brush your teeth**

Hours  Minutes

How many?

**Sleep**

Hours  Minutes

How many?

**Day at school**

Hours  Minutes

How many?

**Read a book**

Hours  Minutes

How many?










**Do your homework**

Hours  Minutes

How many?

# Maths lesson 2

- ▶ Telling the time -
- ▶ Can you write the times shown on the clock faces?

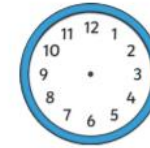

 _____	 _____	 _____
 _____	 _____	 _____
 _____	 _____	 _____



# Maths lesson 3

- ▶ Telling the time
- ▶ Using the clues can you show the time on a clock or watch?
- ▶ REMEMBER to ask permission to use the clock or watch!


Draw the hands on the clocks to show the feeding times for the triceratops.




The hour hand is just after 4.  
The minute hand is pointing to 3.  
The time is \_\_\_\_\_.



The hour hand is just before 7.  
The minute hand is pointing to 9.  
The time is \_\_\_\_\_.



The hour hand is just after 12.  
The minute hand is pointing to 3.  
The time is \_\_\_\_\_.



The hour hand is just before 10.  
The minute hand is pointing to 9.  
The time is \_\_\_\_\_.

# Maths lesson 4

Minutes past the hour. Match the clocks to the correct time.

Ten past four



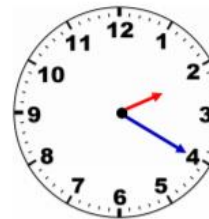
Five past five



Twenty five past one



Twenty past two



# Maths lesson 5

Which children have read the clock correctly.  
Can you explain to an adult how you know?

Explain which child has read the time correctly for each clock face



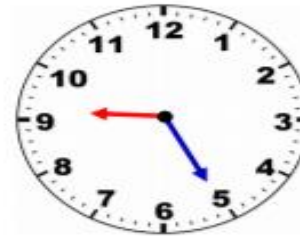
It's quarter past four.



It's twenty past three.



It's twenty five past nine.



It's five past nine.



It's five past seven.



It's one past seven.



It's twenty past two.



It's ten past four.



# Topic lesson 1

## Science

- ▶ Explore and compare the differences between things that are living, dead, and things that have never been alive.
- ▶ Example:

Living	Dead	Never been alive
		

### Questions to ask:

- Why did you decide it was dead?
- When was it alive?
- How do you know it's alive?
- Why do you think it has never been alive?

# Topic lesson 2

## Geography

- Use world maps, atlases and globes to identify the UK and its countries.

Children to locate UK on a world map.

What countries make up the United Kingdom?

Which country do we live in?

Have they ever been to the other countries?



# Additional resource links

UK Geography/ UK Country

▶ <https://www.youtube.com/watch?v=ncqDJW4EhmE>

Post any photos of work you take to:

claire.stables@vennacademy.org