



BROOKE &
MARSHLAND
FEDERATION

Year 1 Home Learning

Theme: The Secret Garden

Summer Term Week 4


English lesson 1

Today you are going to complete your third page for your non-fiction book. Choose another fruit or vegetable to write about. This time can you include a picture of someone using that fruit or vegetable and then write a caption for that picture.



English lesson 2

Now you have all your pages for your book can you write a contents page to go at the front. Write this like a list and remember to put the page numbers on.




English lesson 3

Now you have completed your book it needs a front cover and a book blurb on the back to tell me what your book is all about. Can you complete that today? I can't wait to read it.



English lesson 4

All the letters we are forming this week are descenders. The tail of the letter must go under the line.



Now try and write your own sentence or two using some of the words.

English lesson 5

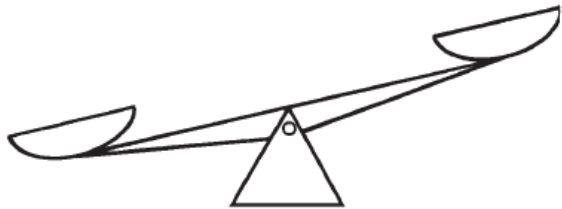
This week we will be looking at adding the prefix un. Can you change these words by adding un to them? Remember a prefix goes at the front.

Root word	Add un	Sentence including that new word
do		
happy		
tidy		
well		
pack		
kind		

Maths lesson 1

LT to compare the mass of two objects.

- ▶ Talk to your children about how heavy something is. Tell them this is the mass. Find two objects to compare which is the lightest? Which is the heaviest? Practise comparing different objects you have around the house.
- ▶ Draw your object on the scale like this and write sentences



The _____ is lighter than the _____.

Maths lesson 2

LT to compare the mass of more than two objects.

- ▶ Fill some bags with different objects e.g. cuddly toys, cars, tins. Start with three and move on to four. Which is the heaviest? Which is the lightest? Can you put them in order from lightest to heaviest?



Maths lesson 3

LT to measure in grams and kilograms.


- ▶ Look at the objects in the kitchen and make a collection of items that are measured in grams and kilograms. Order your objects from lightest to heaviest.
- ▶ Find an item that is 1kg (a bag of sugar). Use this to compare other objects in the house and complete the table below.

Lighter than 1kg	About the same as 1kg	Heavier than 1kg

Maths lesson 4

LT to read o'clock and half past times on an analogue clock.

- ▶ What time do these clocks say?

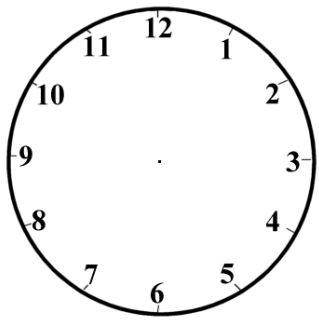


Now find some o'clock and half past times on the clocks in your house.

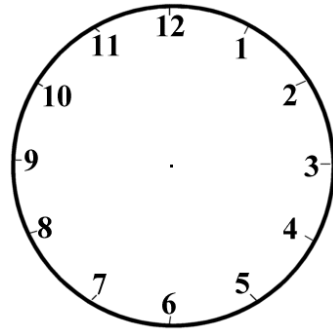
Maths lesson 5

LT to record time on a clock.

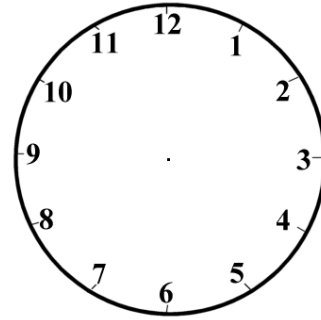
- ▶ Look at these times and draw the hands on the clocks to show them.



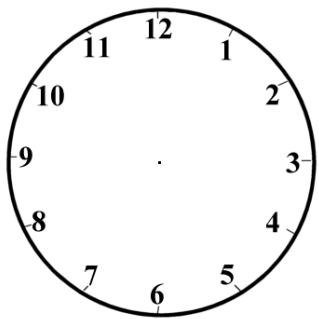
4 o'clock



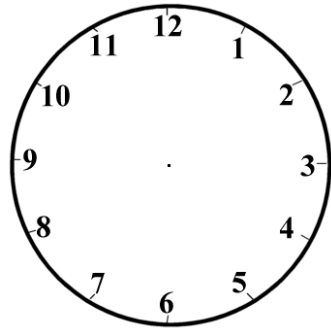
8 o'clock



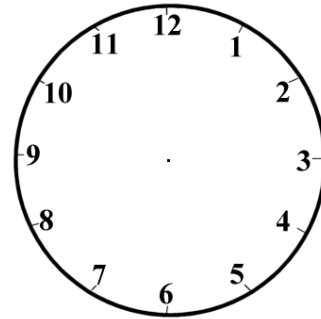
Half past 12



Half past 9




Half past 3



6 o'clock

Topic Lesson 4

Can you label the different parts of a plant?



Plant an apple seed to watch grow over the next few weeks.
Draw what you did.
Write what you think you will see happen first.