



# Foundation Stage One Home Learning

Theme: How Does Your Garden Grow?

Summer Term Week 3

We would love to see your home learning on Tapestry.


# English lesson 1

- Listen to the story 'Jasper's Beanstalk' by Nick Butterworth and Mick Inkpen

If you don't have the text the video clip can be found at:

[https://www.youtube.com/watch?v=SRE88\\_fu0rs](https://www.youtube.com/watch?v=SRE88_fu0rs)

What happens in the story?



## English lesson 2

At the end of this week's story, *Jasper's Beanstalk*, Jasper climbed to the top of the beanstalk. What do you think Jasper might have found at the top of the beanstalk? Can you draw a picture to show your ideas?



# English lesson 3

Look at the scene relating to this week's text, *Jasper's Beanstalk*. Can you identify the objects and animals in circles? Can you find each one within the large picture?

Can you find the:


- rake
- slug
- bean
- beanstalk
- snail
- hoe
- Jasper the cat
- lawnmower
- watering can



## English lesson 4


Can you blend to read the words and then find the pictures to match?

Can you write a word for another one of the other pictures?

pan		map
man		pig
cap		cot
tap		tin

# English lesson 5

Can you practise writing your name?  
Remember to hold your pencil correctly.






Trace the word 'cat' in the air. Write the word 'cat'.  
Blend the sounds to read the sentence.

cat cat

Write the word:

I am a cat.



The complex block contains a writing practice area. On the left, the word 'cat' is written twice in a light grey font. Below this, the text 'Write the word:' is followed by two sets of handwriting lines, each consisting of a solid top line, a dashed middle line, and a solid bottom line. A yellow pencil is positioned at the end of each set of lines. On the right side of the block, the sentence 'I am a cat.' is written in a bold, black, sans-serif font. Below the sentence is a cartoon illustration of a grey and white striped cat sitting and looking forward.

# Maths Lesson 1 Height

Which beanstalk is the shortest? Which beanstalk is the longest?

Can you order the beanstalks by length?

Can you find any other objects around your house to order by length?



a



b



c



d

## Maths Lesson 2 Height

Can you find something in your house that is shorter than you?

Can you find something in your house that is taller than you?

Can you order your family members by height?






## Maths Lesson 3 Shape

What shapes can you see in the castle at the top of the beanstalk?

What shapes can you find around your home?



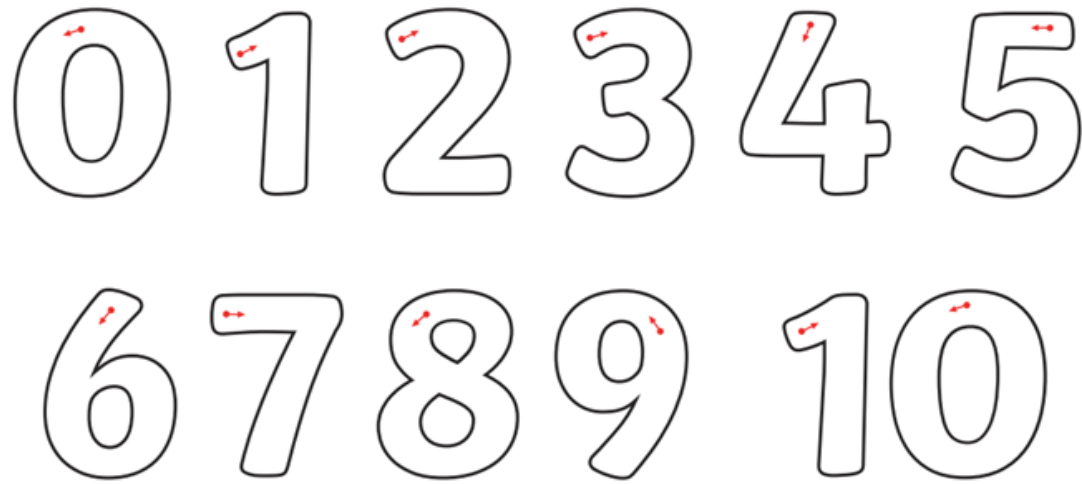
# Maths Lesson 4 Numbers and Counting

Count along the number track of beans. Does each number have the correct amount of beans?



Can you collect a set of ten items that are the same from within your home and then place them in a line and count them correctly. For example, ten pencils, ten coins, ten socks...

# Maths Lesson 5 Number Formation



► Can you recognise the numbers?

► Can you trace the numbers in the air?

► Can you trace the numbers on the palm of your hand?

► Can you form the numbers on paper?

# Topic Lesson 1 The World

► Take a walk around your local area to see what is growing. Can you draw what you find? Take photographs to help you remember.



# Topic Lesson 2 Exploring Materials

Make your own beanstalk using any media or materials you wish.



## Useful websites

<https://www.phonicsplay.co.uk/freeIndex.htm>

<https://www.phonicsbloom.com/>

<https://www.topmarks.co.uk/english-games/5-7-years/letters-and-sounds>

<https://www.ictgames.com/>