



# Foundation Stage One Home Learning

Theme: How Does Your Garden Grow?

Summer Term Week 2

We would love to see your home learning on Tapestry.

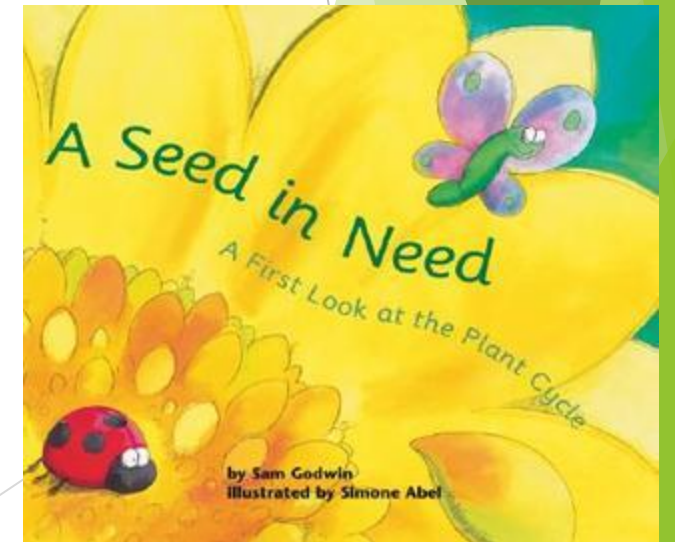
# English lesson 1

- Listen to the story 'A Seed In Need' by Sam Godwin.

If you don't have the text the video clip can be found at:

<https://www.youtube.com/watch?v=IxYazAokfDQ>

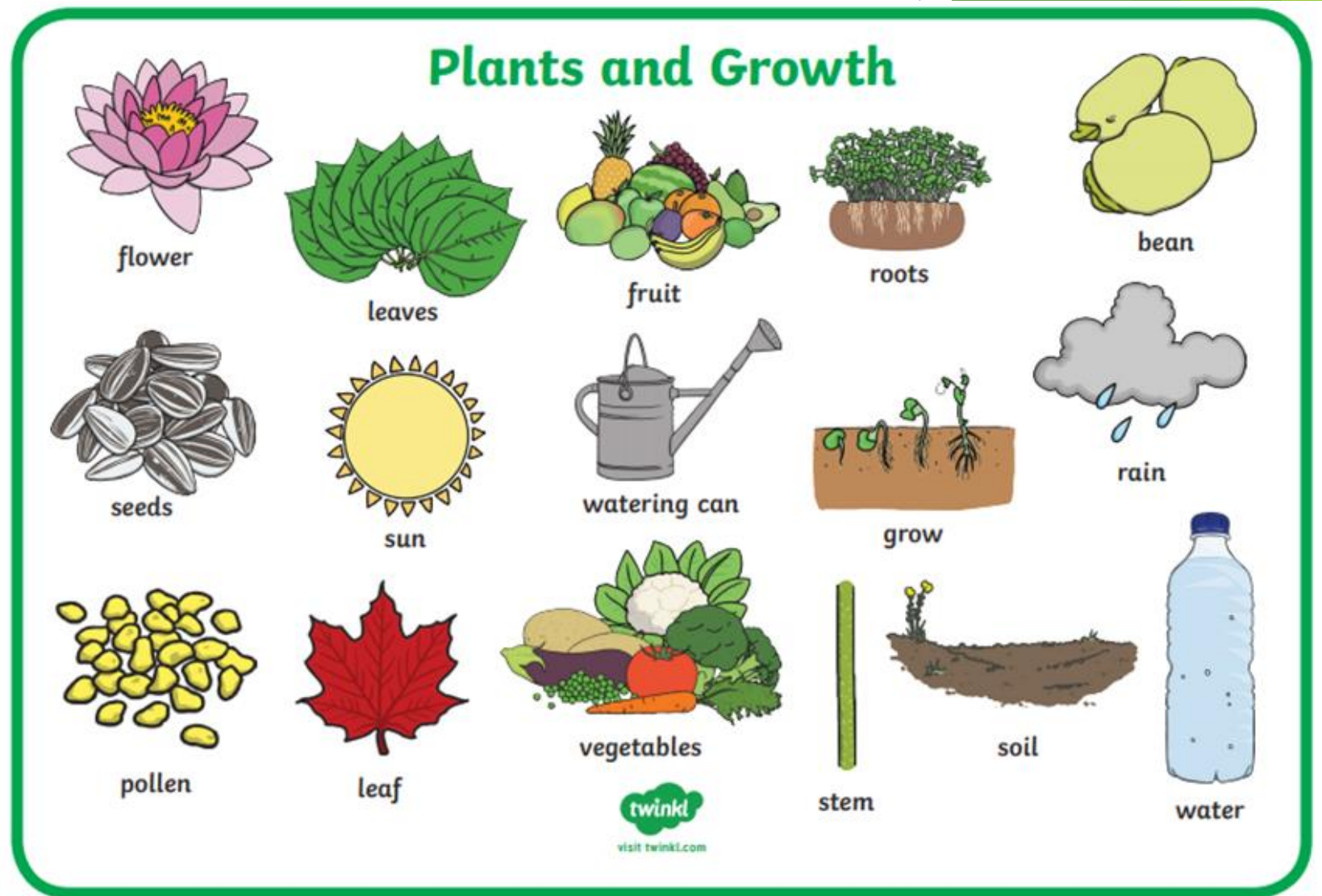
What did you find out from the text?



# English lesson 2

Can you identify all the items on the word mat?

What can you say about them?



## English lesson 3

Ask an adult to read this song to you.

Sing it together to the tune of  
'For He's A Jolly Good Fellow'.

Add your own actions.



## Growing Seeds Song

*(Sing to the tune of 'For He's a Jolly Good Fellow'.)*

Go dig a hole in the garden,  
Go dig a hole in the garden,  
Go dig a hole in the garden,  
To put a seed in to grow.

Then plant your seed in the garden,  
Then plant your seed in the garden,  
Then plant your seed in the garden,  
And wait for it to grow.

Next, water your seed in the garden,  
Next, water your seed in the garden,  
Next, water your seed in the garden,  
And wait for it to grow.

## English lesson 4

Can you blend to read the words and then match them to the pictures?



pat a  
dog

a cat in  
a hat

a sad  
man

a pin on  
a map







# English lesson 5

Can you practise writing your name?

Can you copy these words?

Remember to hold your pencil correctly.



CVC Words		
Look	Trace	Write
	pen	_____
	dog	_____
	cat	_____
	bed	_____
	jam	_____
	tap	_____


# Maths Lesson 1 Capacity

Get an empty container, bottle or bucket.

Use water in your container to show:

full, half full, empty.

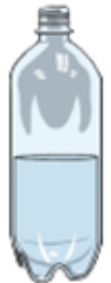
**full**



**empty**



**half full**



## Maths Lesson 2 Capacity



Get an empty bottle and a small cup.

Estimate how many cups of water it will take to fill the bottle.


Use the cup to fill the bottle with water. How many cups did it take to fill the bottle?

Was your estimation correct? Was your estimation more or less than the actual amount needed to fill the bottle?



# Maths Lesson 3 Capacity

How full is this bottle?

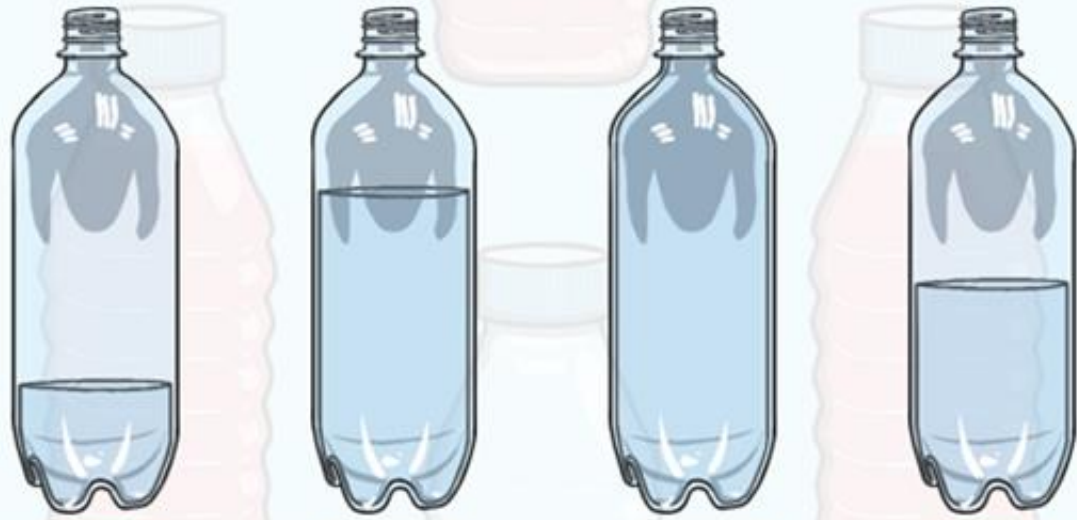


- a. full
- b. nearly full
- c. half full
- d. nearly empty

How full is the bottle above?

Which bottle below is nearly full?

Which bottle is **nearly full**?



a      b      c      d

# Maths Lesson 4

Use your fingers and sing along to  
'Ten Green Bottles Hanging On A Wall'.

<https://www.youtube.com/watch?v=T0ooQy7oHvw>



## Ten Green Bottles

(Sing to the tune of 'Ten Green Bottles'.)

Ten green bottles standing on a wall,  
Ten green bottles standing on a wall,  
And if one green bottle should accidentally fall,  
There'll be nine green bottles standing on the wall.

Nine green bottles standing on a wall ...  
There'll be eight green bottles standing on the wall.

Eight green bottles standing on a wall ...  
There'll be seven green bottles standing on the wall.

Seven green bottles standing on a wall ...  
There'll be six green bottles standing on the wall.

Six green bottles standing on a wall ...  
There'll be five green bottles standing on the wall.

Five green bottles standing on a wall ...  
There'll be four green bottles standing on the wall.

Four green bottles standing on a wall ...  
There'll be three green bottles standing on the wall.

Three green bottles standing on a wall ...  
There'll be two green bottles standing on the wall.

Two green bottles standing on a wall ...  
There'll be one green bottle standing on the wall.

One green bottle standing on a wall ...  
There'll be no green bottles standing on the wall.

# Maths Lesson 5

Count forwards and backwards along the number track.



4	5	1
---	---	---

5	2	3
---	---	---


5	1	3
---	---	---

7	4	8
---	---	---

How many objects are on each picture card? Can you find the number to match?

# Topic lesson 1

What happens during the life cycle of a sunflower?



Can you plant a seed?

Can you watch it grow over time?

## Topic lesson 2

Can you use seeds, beans or pulses with paper and glue to create a seed picture?



## Useful websites

<https://www.phonicsplay.co.uk/freeIndex.htm>

<https://www.phonicsbloom.com/>

<https://www.topmarks.co.uk/english-games/5-7-years/letters-and-sounds>

<https://www.ictgames.com/>